

# Accessory guide for trimmers and brushcutters

Spare parts

Ersatzteile

Pièces détachées














Reserve onderdelen








Repuestos

Reservdelar























# Accessory Guide for Trimmers and Brushcutters 1999

MODEL	Grass	Coarse grass	Bushes and trees
322C	A + 6		
322L/325L-X	B C + 1 2 5 7 9 10	S S + 13	
225-227L/LD, 232L	D + 1 2 5 7 8 10	T T + 12	
240L	D + 1 2 5 7 8 10	T	
322R, 325RX	B C + 1 2 5 7 9 10	C + P + 13 15	T + 20
225R/RD, 227R/RD	D + 1 2 5 7 8 10	F + P + 12 14	K + 19
232R/RD	D + 1 2 5 7 8 10	F + P + 12 14 17	K + 19
235R	D + 4 11 H + 11	H + Q R + 17 18	K + 19
240R, 245R	E + 3 4 11 G + 11	G + Q R + 16 17 18 O + 16	J N + 21
250R	E + 3 4 11 G + 11	G + R + 16 17 18 O + 16	J N + 21 L + 22
245RX	E + 3 4 11 G + 11	G + Q R + 16 17 18 O + 16	J N + 21
252RX	E + 3 4	G + R + 16 17 18 O + 16	J N + 21 L + 22
265RX	E + 3 4	G + R + 18	J N + 21 L + 22 M + 23
240RBD	D + 1 2 5 7 8 10	F + P + 12 14 16 17	

TRIMMER GUARD		SAW BLADE GUARD		SUPPORT CUP	
A	537 02 61-01 	I	537 02 21-01 	P	503 89 01-01 
B	503 97 71-01 	J	502 27 22-01 	Q	503 90 18-01 
C	503 93 42-02 combi 	K	503 77 39-01 	R	502 15 70-01 (Ballbearing) 
D	503 74 50-04 	L	502 03 94-03 		
E	503 91 60-01 	M	502 03 95-03 		

BLADE GUARD		PLANT PROTECTION		J-HANDLE KIT	
F	503 74 40-01 	N	502 14 55-01 	S	537 04 85-01 
G	502 26 34-01 	O	502 12 26-01 	T	503 78 17-01 
H	503 89 52-01 				

## CUTTING EQUIPMENT

1	Fix (Fixed) 531 00 38-69 	10	Tricut M10 531 00 38-11 	12	Grass 255-8 503 81 44-01 	19	Maxi S 200-26 508 90 15-01 
2	H II 1" (Manual) 531 00 60-92 	11	Tricut M12 531 00 38-24 	13	Grass 255-8 1" 537 02 19-01 	20	Maxi S 200-26 1" 508 90 45-01 
3	S (Manual) 508 01 01-02 			14	Grass 255-4 503 74 88-01 	21	Maxi XS 200-22 508 90 14-01 
4	S II (Manual) 502 26 08-01 			15	Grass 255-4 1" 537 01 84-01 	22	Maxi XS 225-22 508 90 24-01 
5	Hit 1" (Semiauto) 531 00 75-27 			16	Multi 255-3 502 17 58-01 	23	Opti 255-22 502 26 84-01 
6	Hit VI (R) (Semiauto) 952 70 85-62 			17	Multi 275-4 503 74 66-01 		
7	Hit Pro (Semiauto) 503 78 78-01 			18	Multi 300-3 502 17 56-01 		
8	Super Auto II 531 00 38-09 						
9	Super Auto II 1" 531 00 60-93 