




2005-2006
HUV4210-G, HUV4210-GXP
Illustrated Parts List



Gasoline Vehicles

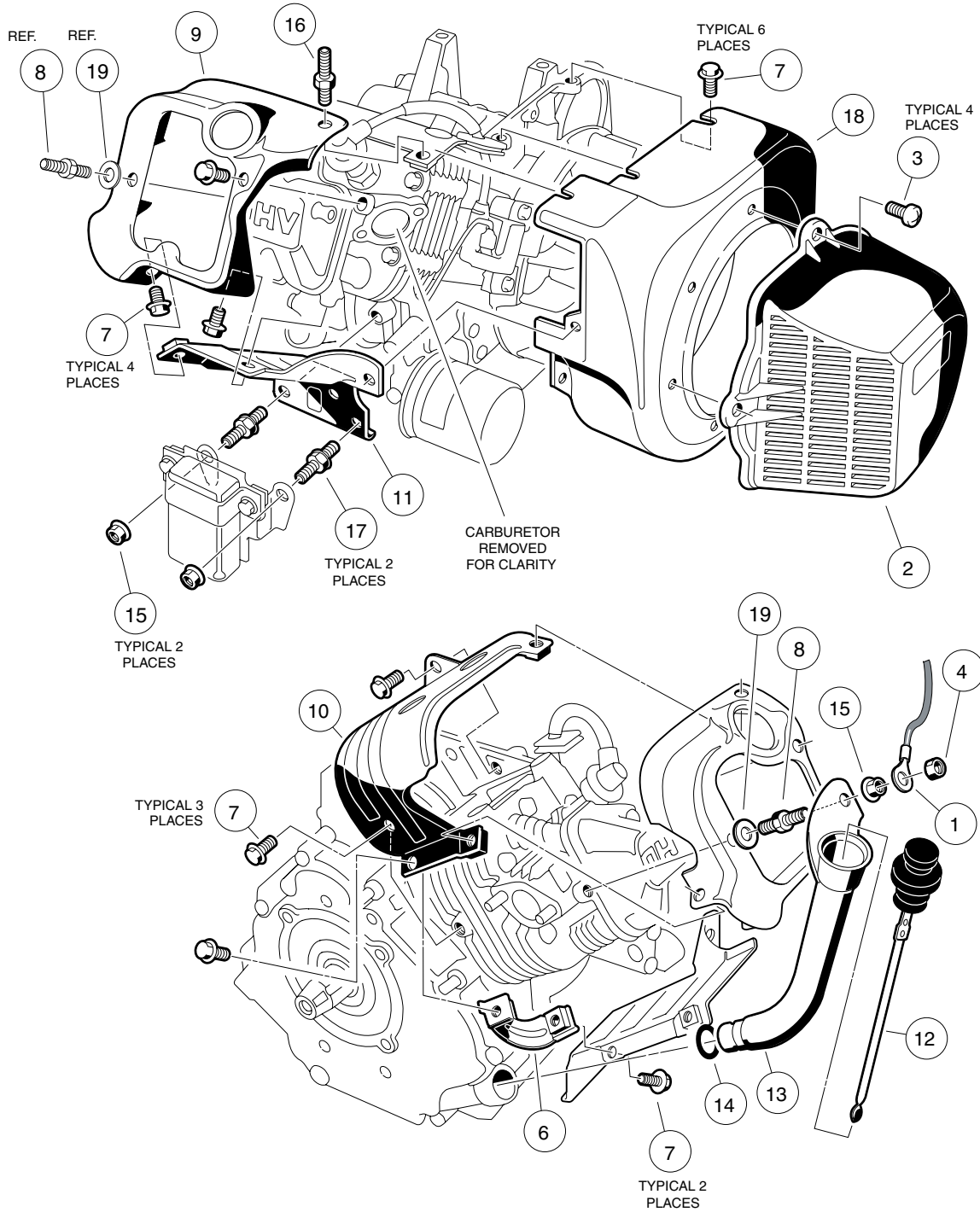
Manual Number 603003327
Edition Code 0705F0108E

FE290 ENGINE

7

G

FE290 ENGINE



000194-001

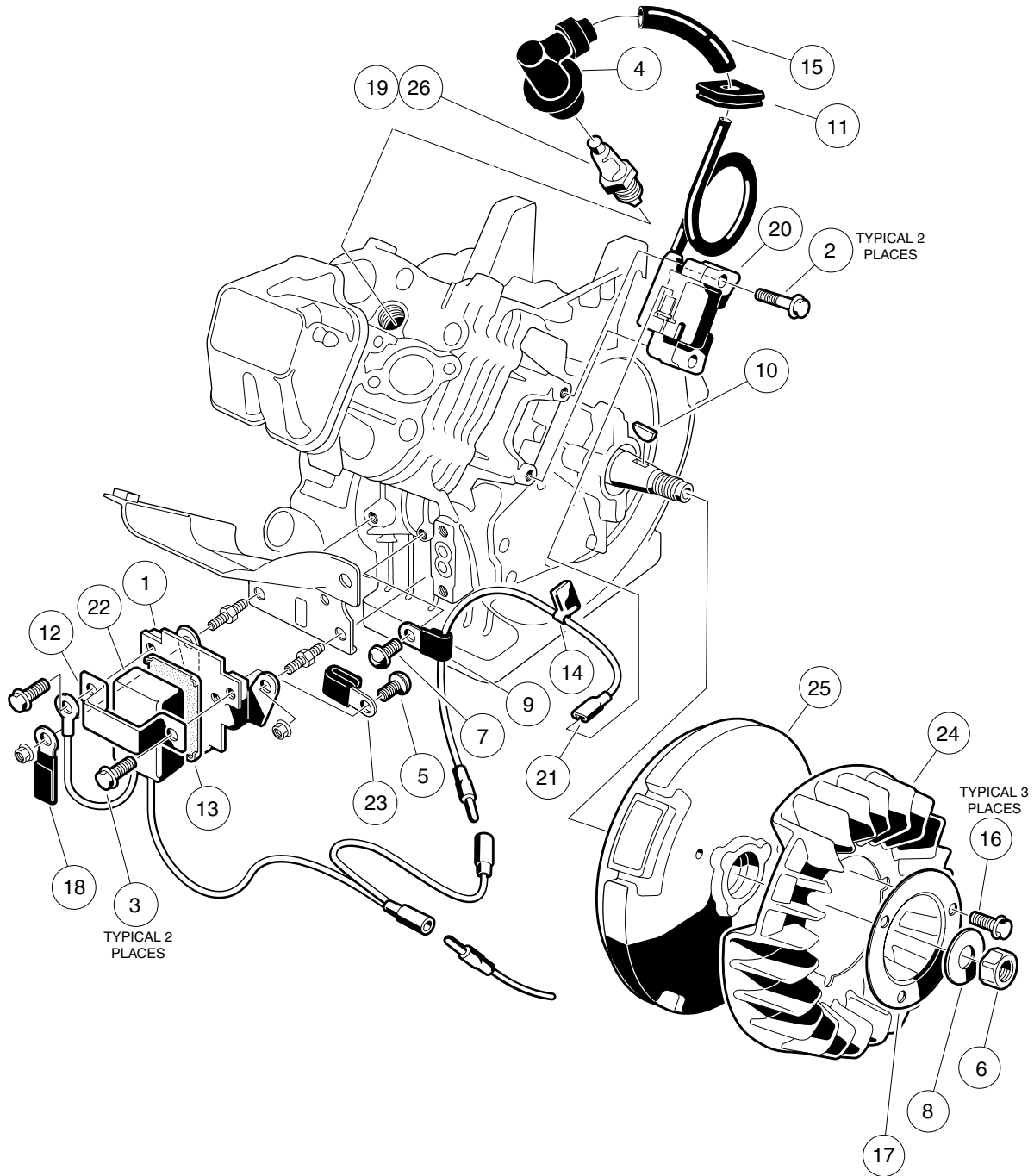
FE290 ENGINE – SHROUDS AND BRACKETS

ITEM	PART NO.	DESCRIPTION	QTY
		1 2 3 4	
1	603 00 02-47	Wire Assembly, #10, Uninsulated	1
2	603 00 02-65	Shroud, Fan	1
3	603 00 02-74	Screw, M6-1.00 X 10mm Pan Hd	4
4	603 00 05-58	Locknut, M6-1.00 Nylon Insert	1
5	603 00 32-39	Engine, FE290 (cw) * (includes items 6 through 19)	1
6	603 00 31-01	Bracket	1
7	603 00 03-09	Bolt, Flange Head, M6 x 1 x 12 mm	15
8	603 00 03-28	Bolt, Two-Ended	1
9	603 00 31-27	Shroud, Engine, FE290D	1
10	603 00 31-28	Shroud, Engine, FE290D	1
11	603 00 31-29	Shroud, Engine, FE290D	1
12	603 00 03-33	Dipstick	1
13	603 00 31-32	Tube, Oil Filler, FE290D	1
14	603 00 03-37	O-Ring	1
15	603 00 03-41	Nut	3
16	603 00 31-58	Screw, M6-1.00 Stud	1
17	603 00 32-20	Stud, M6-1.00, Two-Ended	2
18	603 00 32-26	Housing, FE290 Fan	1
19	N/A	Washer, 6 mm Flat	1
* Note: FE290 engine component listings span several pages.			

7

G

FE290 ENGINE



000195-001

FE290 ENGINE – IGNITION COMPONENTS AND FLYWHEEL

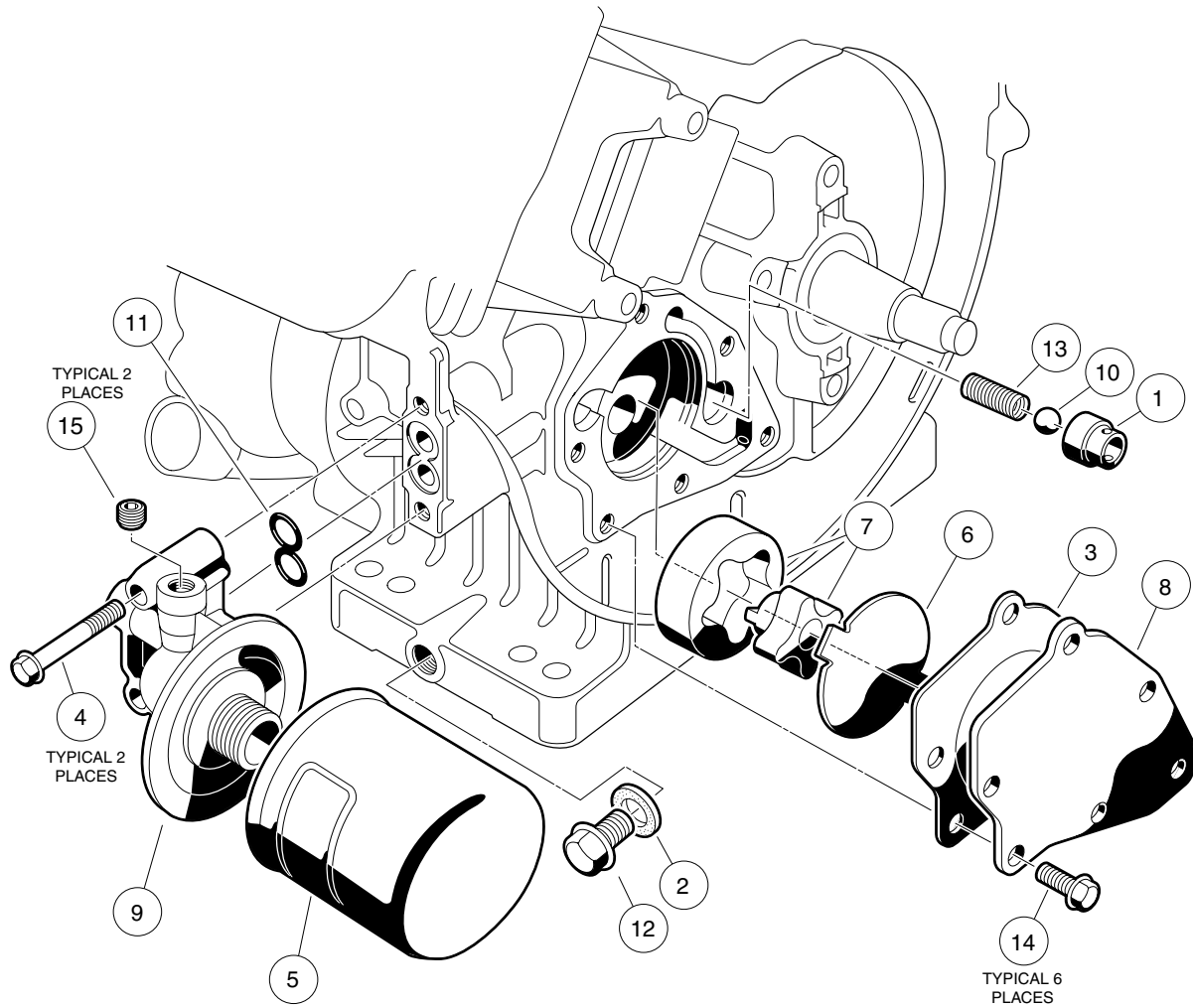
ITEM	PART NO.	DESCRIPTION	QTY
		1 2 3 4	
1	603 00 03-03	Bracket, RPM Limiter	1
2	603 00 03-08	Bolt, Flange Head	2
3	603 00 03-09	Bolt, Flange Head, M6 x 1 x 12 mm	2
4	603 00 31-19	Cap, Spark Plug	1
5	603 00 03-23	Screw, Pan WP Cross	1
6	603 00 31-20	Nut, Hex, Fine	1
7	603 00 03-39	Screw	1
8	603 00 31-35	Washer, M16 Flat	1
9	603 00 03-44	Clamp	1
10	603 00 03-45	Key	1
11	603 00 03-55	Grommet	1
12	603 00 03-56	Band, RPM Limiter Mount	1
13	603 00 03-62	Damper, RPM Limiter	1
14	603 00 03-63	Clamp	1
15	603 00 03-64	Tube, 7mm X 10mm X 70mm	1
16	603 00 04-02	Bolt, Flanged	3
17	603 00 04-05	Plate, Flywheel Fan	1
18	603 00 43-79	Clamp	1
19	603 00 00-07	Spark Plug, OHV (Autolite)	1
20	603 00 05-81	Coil, Ignition	1
21	603 00 05-82	Lead Wire Assy	1
22	603 00 05-83	Limiter, RPM	1
23	N/A	Clamp, Steel	1
24	603 00 32-28	Fan, FE290 (cw)	1
25	603 00 44-82	Flywheel, Complete	1
26	603 00 05-80	Spark Plug, OHV (NGK)	1

7
G

7

G

FE290 ENGINE



000196-001

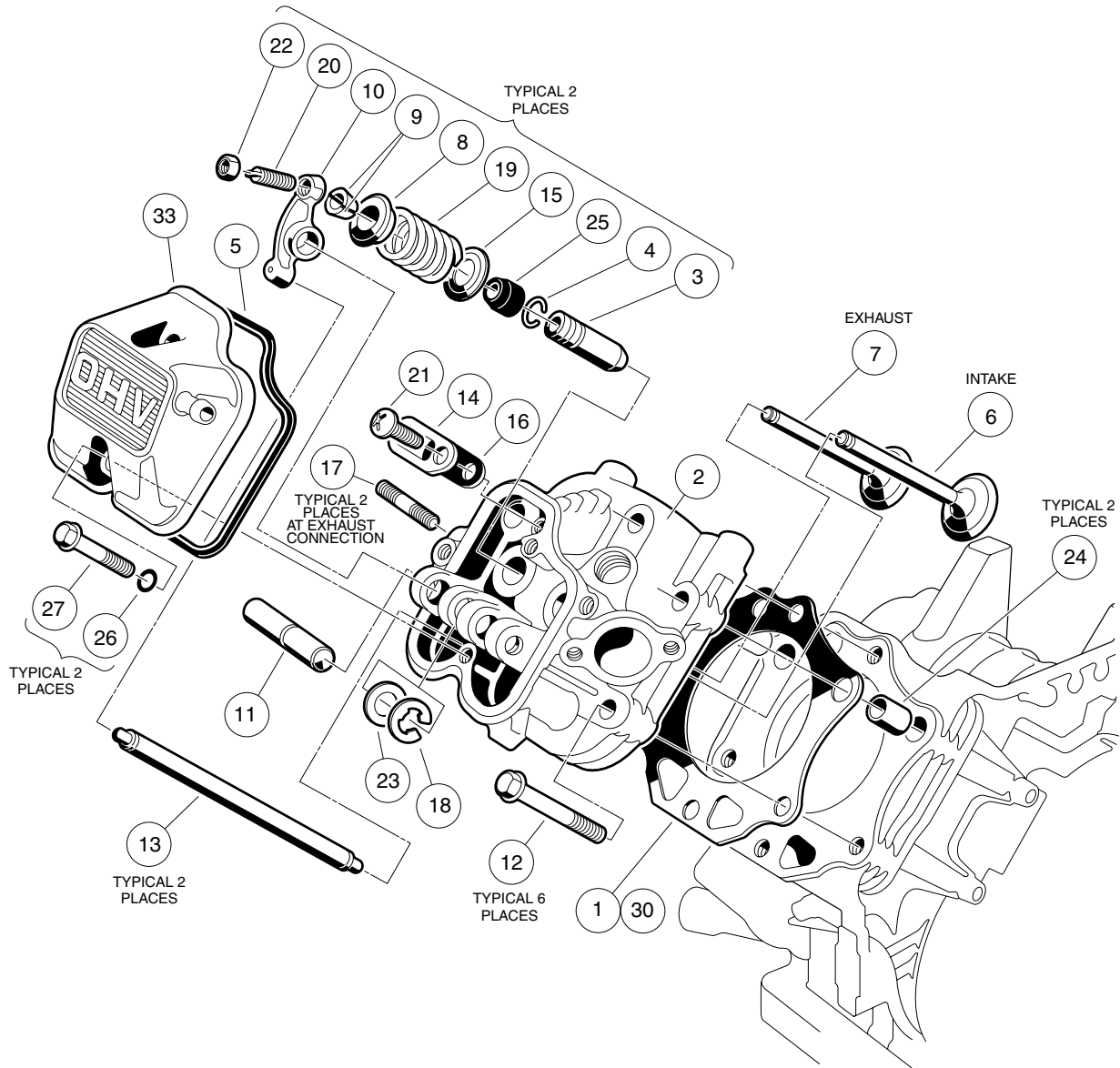
FE290 ENGINE – OIL CIRCULATION

ITEM	PART NO.	DESCRIPTION	QTY
		1 2 3 4	
1	603 00 02-94	Seat, Value Oil Press Relief	1
2	603 00 02-95	Gasket, Drain Plug	1
3	603 00 30-99	Gasket, Oil Pump	1
4	603 00 03-10	Bolt, Flange Head	2
5	603 00 00-06	Filter, Oil	1
6	603 00 03-14	Plate, Oil Pump	1
7	603 00 04-71	Oil Pump And Rotor	1
8	603 00 31-18	Cover, Pump	1
9	603 00 03-26	Bracket, Oil Filter Mount	1
10	603 00 03-35	Ball, Steel, Press, Relief	1
11	603 00 03-50	O-Ring	1
12	603 00 03-54	Plug, Drain	1
13	603 00 03-57	Spring	1
14	603 00 04-06	Bolt, Flanged	6
15	603 00 04-24	Plug	2

7

G

FE290 ENGINE



000197-001

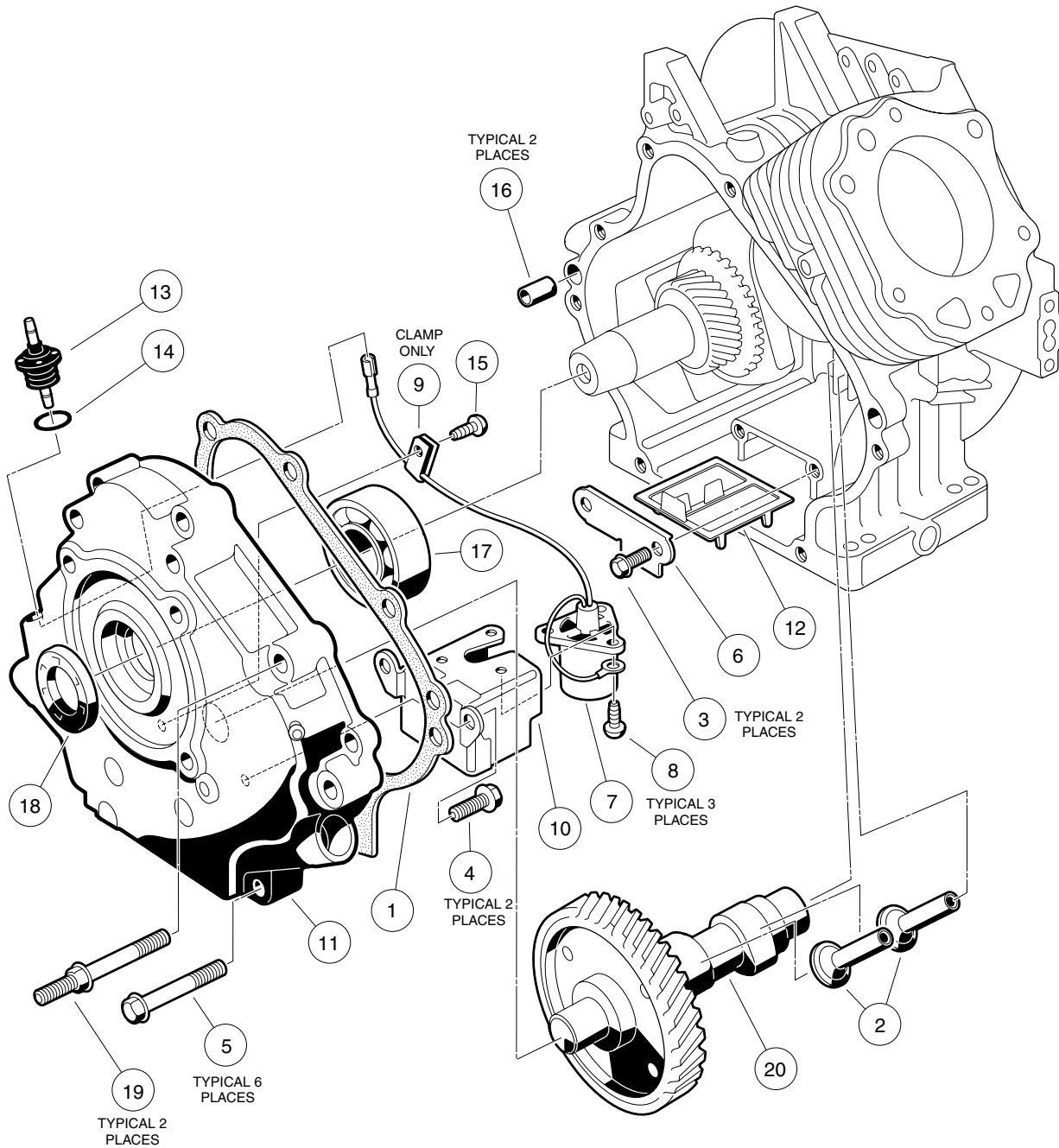
FE290 ENGINE – CYLINDER HEAD

ITEM	PART NO.	DESCRIPTION	QTY
		1 2 3 4	
1	603 00 30-97	Gasket, Head, FE290	1
2	603 00 30-98	Head Assembly, FE290 Cylinder (includes items 3 and 4)	1
3	603 00 03-31	Guide, Valve, Intake	2
4	603 00 03-43	Snap Ring	2
5	603 00 02-96	Gasket, Rocker Case	1
6	603 00 31-03	Valve, Intake	1
7	603 00 31-04	Valve, Exhaust	1
8	603 00 03-04	Retainer, Valve Spring	2
9	603 00 03-05	Collet	4
10	N/A	Arm, Rocker	2
11	603 00 03-06	Shaft, Rocker	1
12	603 00 03-11	Bolt, Flange Head, M8 x 1.25 x 45 mm	6
13	603 00 31-15	Rod, Push	2
14	603 00 03-15	Plate	1
15	603 00 03-16	Seat, Spring	2
16	603 00 03-18	Valve	1
17	603 00 03-20	Stud, Two-Ended, M8-1.25	2
18	603 00 03-30	Circlip, Type-E	1
19	603 00 31-26	Spring, Engine Valve	2
20	603 00 31-33	Screw	2
21	603 00 03-39	Screw	1
22	603 00 31-34	Nut	2
23	603 00 03-42	Washer, 12.1x19x1.8	1
24	603 00 03-46	Pin	2
25	603 00 03-48	Seal, Oil	2
26	603 00 03-49	O-Ring	2
27	603 00 03-59	Bolt, 6x35	2
28	603 00 32-55	Kit, Gasket, FE290 (includes items 29 through 32)	1
29	603 00 30-83	Gasket, Exhaust	1
30	603 00 30-97	Gasket, Head, FE290	1
31	603 00 02-99	Gasket, Engine to Insulator	1
32	603 00 31-02	Gasket, Crankcase Cover	1
33	603 00 03-01	Case, Rocker -w/o Logo Fe290	1

7

G

FE290 ENGINE



000198-001

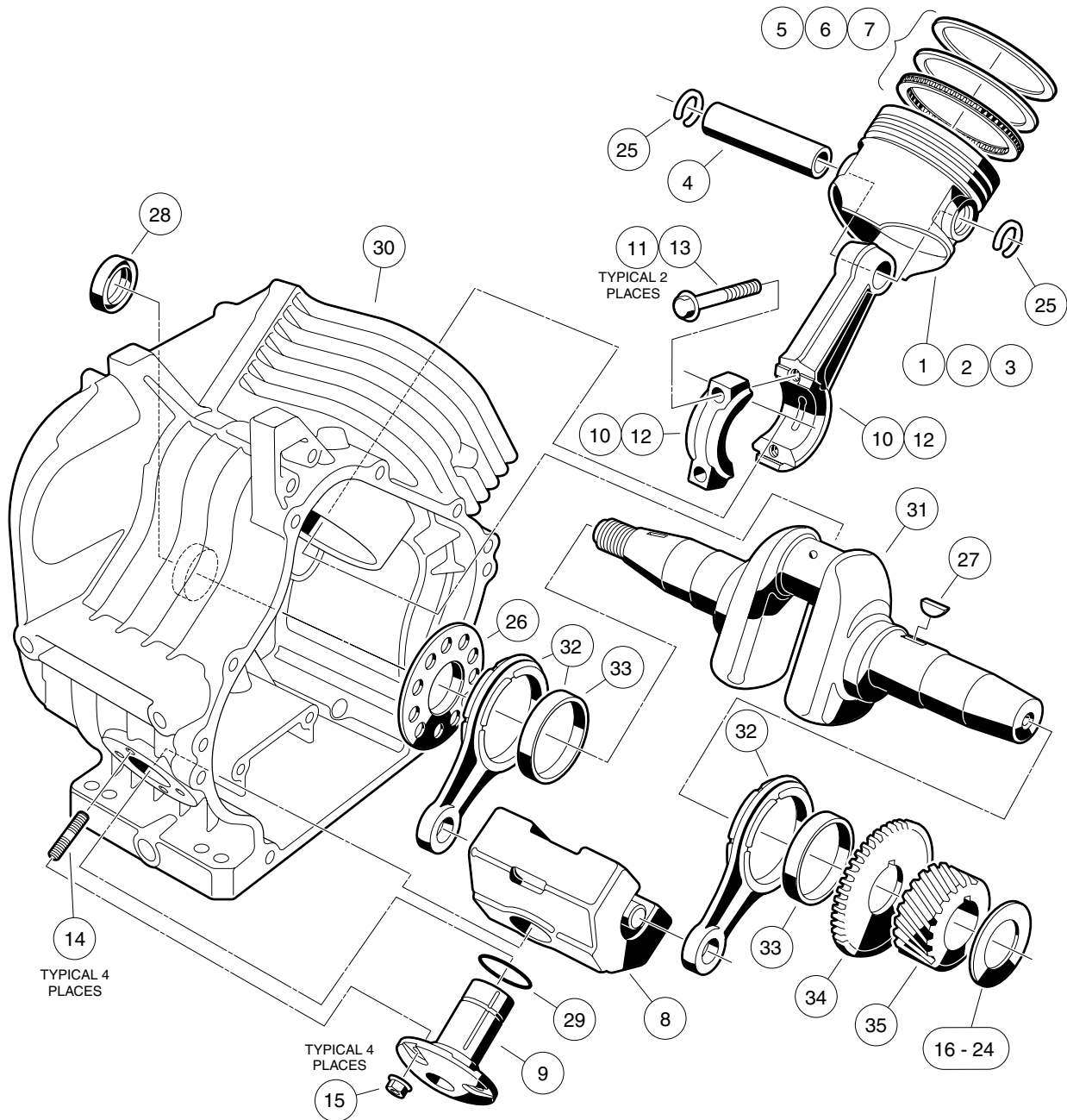
FE290 ENGINE – CRANKCASE, CAMSHAFT, AND OIL SENSOR

ITEM	PART NO.	DESCRIPTION	QTY
		1 2 3 4	
1	603 00 31-02	Gasket, Crankcase Cover	1
2	603 00 31-06	Tappet	2
3	603 00 03-07	Bolt, Flange Head, M5 x 0.8 x 8 mm	2
4	603 00 03-09	Bolt, Flange Head, M6 x 1 x 12 mm	2
5	603 00 03-11	Bolt, Flange Head, M8 x 1.25 x 45 mm	6
6	603 00 03-13	Plate, Oil Filter Screen	1
7	603 00 03-21	Sensor, Oil Level	1
8	603 00 03-22	Screw, Cross Pan-Head, M4 x 0.7 x 8 mm	3
9	603 00 03-27	Clamp	1
10	603 00 31-22	Bracket, Switch, Oil Level	1
11	603 00 31-25	Cover, Crankcase	1
12	603 00 03-32	Screen, Oil Filter	1
13	603 00 03-34	Connector, Cord	1
14	603 00 03-36	O-Ring	1
15	603 00 03-39	Screw	1
16	603 00 03-47	Pin	2
17	603 00 31-47	Bearing, Ball	1
18	603 00 31-48	Seal, Crankshaft	1
19	603 00 03-60	Bolt, Two-Ended, M8 x 1.25 x 69 mm	2
20	603 00 32-24	Camshaft Complete, FE290	1

7

G

FE290 ENGINE



000199-001

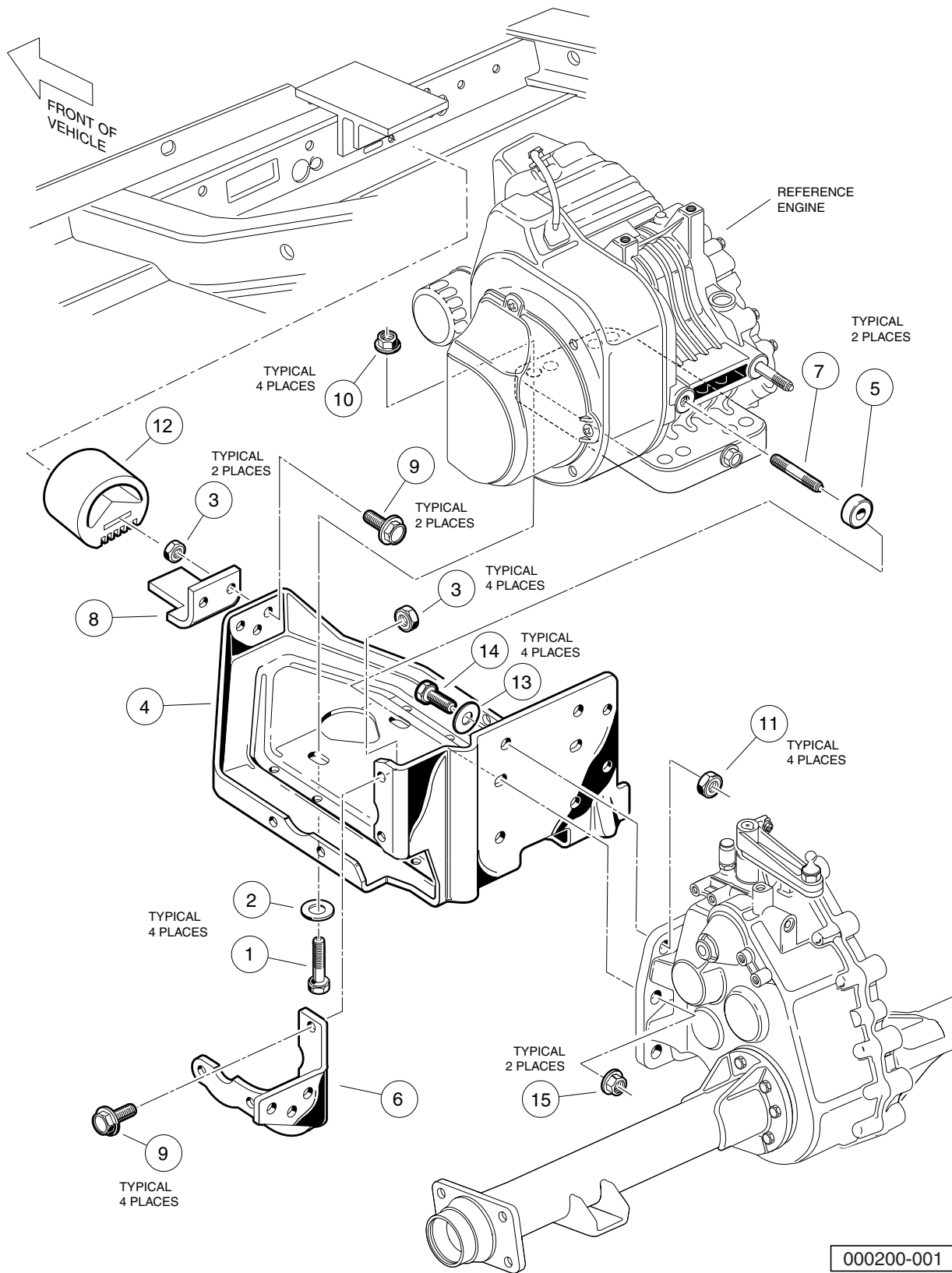
FE290 ENGINE – CRANKCASE AND CRANKSHAFT

ITEM	PART NO.	DESCRIPTION	QTY
		1 2 3 4	
1	603 00 31-07	Piston	1
2	603 00 31-08	Piston, Engine 0.25 mm Over	1
3	603 00 31-09	Piston, Engine 0.50 mm Over	1
4	603 00 31-10	Pin, Piston	1
5	603 00 31-11	Ring Set, Piston	1
6	603 00 31-12	Ring Set, Piston 0.25 mm Over	1
7	603 00 31-13	Ring Set, Piston 0.50 mm Over	1
8	603 00 31-14	Weight, Counterbalance	1
9	603 00 03-12	Shaft, Guide, Counterbalance	1
10	603 00 31-16	Rod Assembly (includes item 11)	1
11	603 00 31-21	Bolt	2
12	603 00 31-17	Rod Assembly, Connecting 0.50 mm Under (includes item 13)	1
13	603 00 31-21	Bolt	2
14	603 00 03-38	Stud, 6x14	4
15	603 00 03-41	Nut	4
16	603 00 31-36	Shim, Crankshaft T=1.13	A/R
17	603 00 31-37	Shim, Crankshaft T=1.18	A/R
18	603 00 31-38	Shim, Crankshaft T=1.23	A/R
19	603 00 31-39	Shim, Crankshaft T=1.28	A/R
20	603 00 31-40	Shim, Crankshaft T=1.33	A/R
21	603 00 31-41	Shim, Crankshaft T=1.38	A/R
22	603 00 31-42	Shim, Crankshaft T=1.43	A/R
23	603 00 31-43	Shim, Crankshaft T=1.48	A/R
24	603 00 31-44	Shim, Crankshaft T=1.53	A/R
25	603 00 31-45	Ring, Snap	2
26	603 00 31-46	Spacer	1
27	603 00 03-45	Key	1
28	603 00 31-49	Seal, Oil	1
29	603 00 03-51	O-Ring	1
30	603 00 32-25	Crankcase Complete, FE290 (cw)	1
31	603 00 32-32	Crankshaft, FE290 Left-Hand Thread (includes items 32 through 35)	1
32	603 00 31-23	Rod (includes item 33)	2
33	603 00 31-50	Bearing, Plane	1
34	603 00 31-30	Gear, Spur	1
35	603 00 31-31	Gear, Helical	1

7

G

7
G



FE290 ENGINE MOUNTING

ITEM	PART NO.	DESCRIPTION	QTY
		1 2 3 4	
1	603 00 01-11	Bolt, Hex-Head, 5/16-18 X 1.50	4
2	603 00 01-45	Washer, 5/16 Extra Thick Flat	4
3	603 00 01-93	Nut, 5/16-24 Hex Head Cone	6
4	603 00 05-05	Plate, Engine Mounting	1
5	603 00 05-07	Spacer, Powdered Metal	2
6	603 00 05-11	Stiffener (Flywheel Side)	1
7	603 00 05-14	Stud, M8-1.25 X 60mm Two-Ended	2
8	603 00 05-19	Snubber Bracket	1
9	603 00 05-56	Screw, 5/16-24 X 0.875 Grade-8	6
10	603 00 06-16	Locknut, 5/16-18 Hex Flange	4
11	603 00 07-80	Locknut, 3/8-16 Flanged Dimple	4
12	603 00 01-33	Inner Frame Snubber	1
13	603 00 00-55	Washer, 3/8 Type A Flat	4
14	603 00 00-59	Screw, Cap-hex Hd 3/8-16x1.25	4
15	603 00 05-12	Nut Flg, M8 X 1.25 Serrated	2

7

G

7

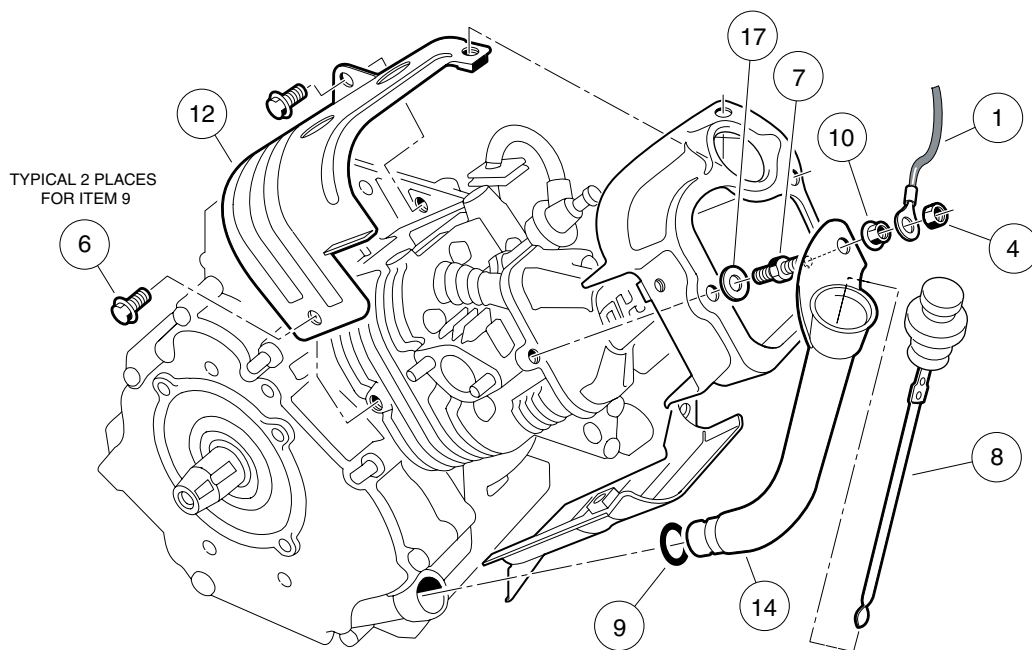
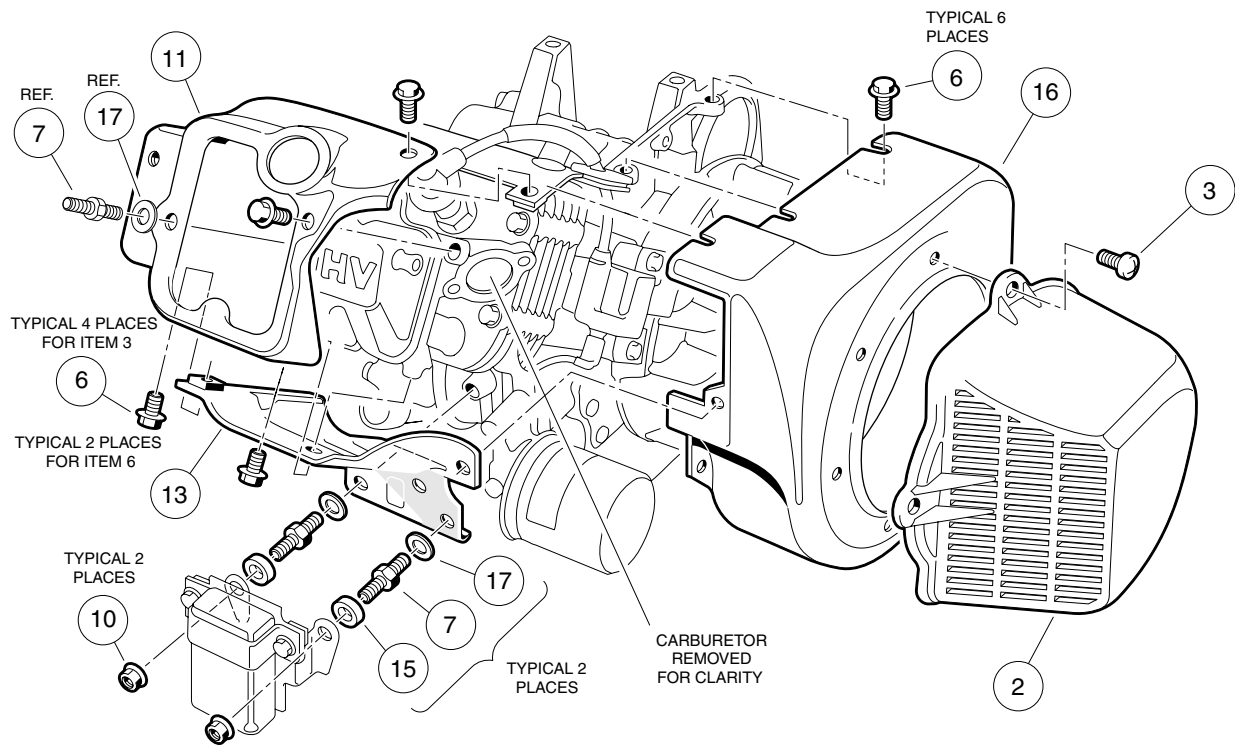
G

FE350 ENGINE

8

G

FE350 ENGINE



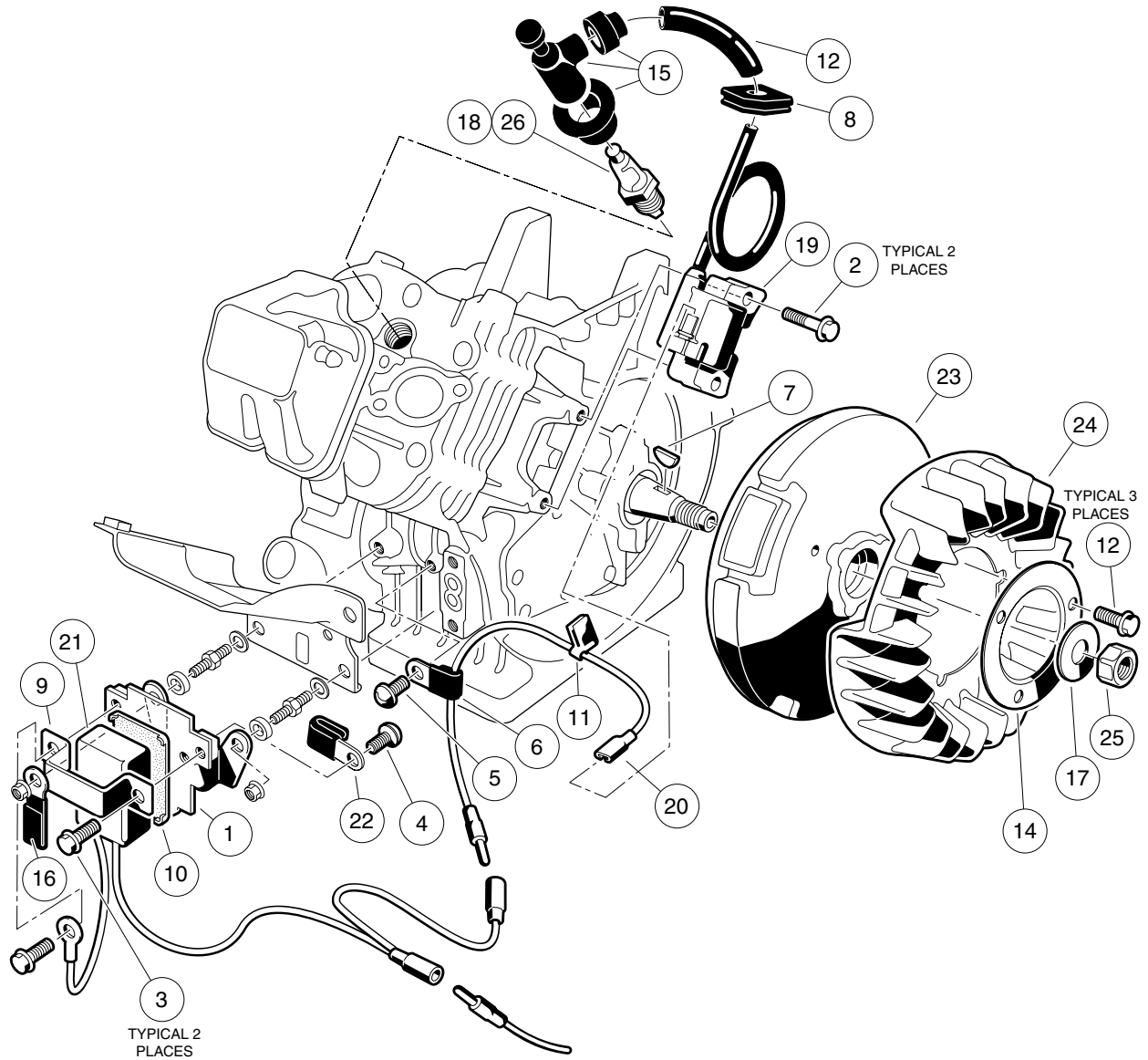
000201-001

FE350 ENGINE WITHOUT ACR (AUTOMATIC COMPRESSION RELEASE) – SHROUDS AND BRACKETS

ITEM	PART NO.	DESCRIPTION	QTY
		1 2 3 4	
1	603 00 02-47	Wire Assembly, #10, Uninsulated	1
2	603 00 02-65	Shroud, Fan	1
3	603 00 02-74	Screw, M6-1.00 X 10mm Pan Hd	4
4	603 00 05-58	Locknut, M6-1.00 Nylon Insert	1
5	603 00 32-38	Engine, FE350 (cw) without ACR * (includes items 6 through 17)	1
6	603 00 03-09	Bolt, Flange Head, M6 x 1 x 12 mm	14
7	603 00 03-28	Bolt, Two-Ended	3
8	603 00 03-33	Dipstick	1
9	603 00 03-37	O-Ring	1
10	603 00 03-41	Nut	3
11	603 00 04-14	Shroud, Engine	1
12	603 00 04-15	Shroud, Engine	1
13	603 00 04-16	Shroud, Engine	1
14	603 00 04-17	Tube, Oil Filler	1
15	603 00 04-20	Spacer 6.50 X 12 X 5.5	2
16	603 00 32-30	Housing, FE350 Fan	1
17	N/A	Washer, 6mm Flat	3
* Note: FE350 engine component listings span several pages.			

8

G

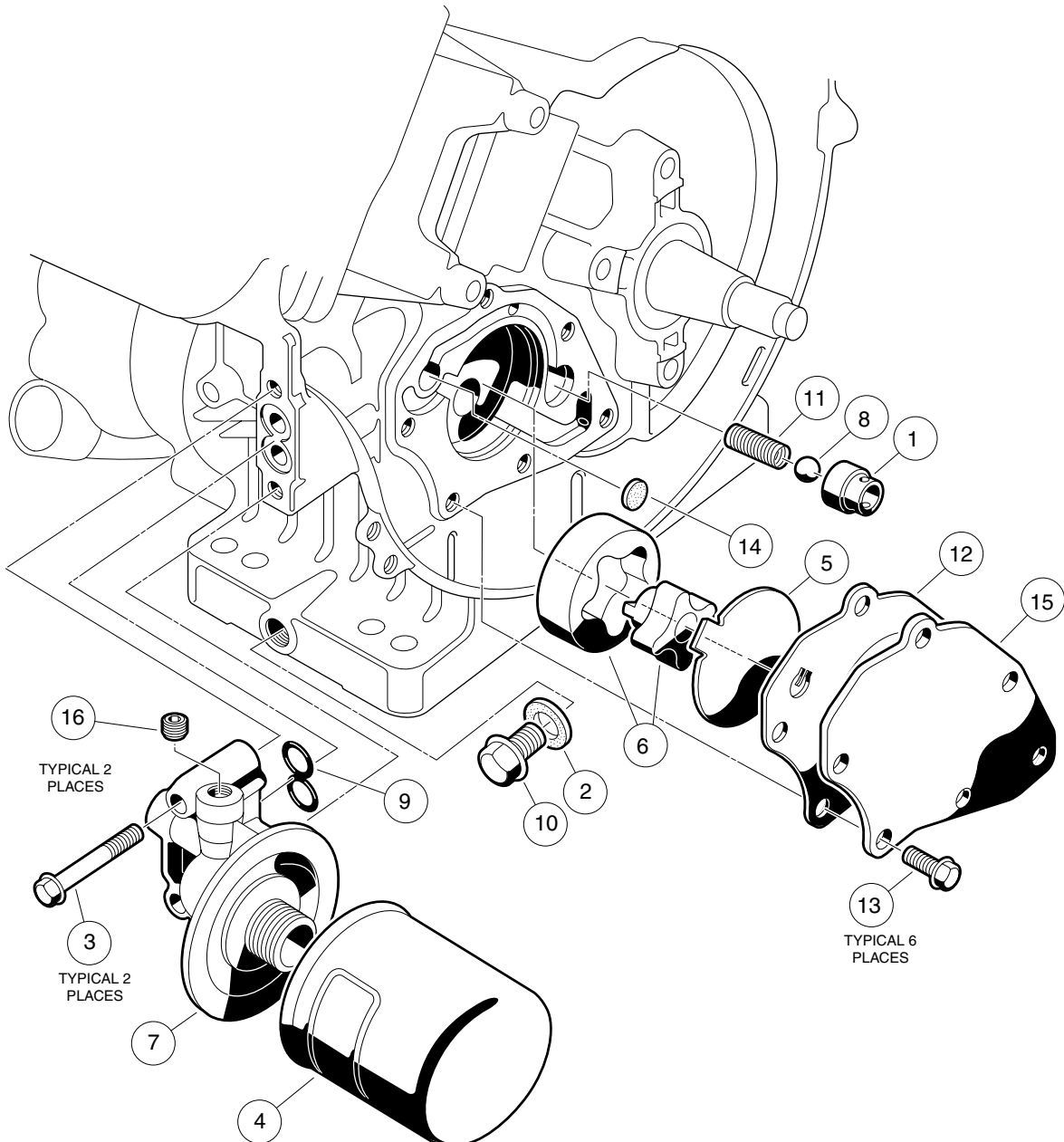


000202-001

FE350 ENGINE – IGNITION COMPONENTS AND FLYWHEEL

ITEM	PART NO.	DESCRIPTION	QTY
		1 2 3 4	
1	603 00 03-03	Bracket, RPM Limiter	1
2	603 00 03-08	Bolt, Flange Head	2
3	603 00 03-09	Bolt, Flange Head, M6 x 1 x 12 mm	2
4	603 00 03-23	Screw, Pan WP Cross	1
5	603 00 03-39	Screw	1
6	603 00 03-44	Clamp	1
7	603 00 03-45	Key	1
8	603 00 03-55	Grommet	1
9	603 00 03-56	Band, RPM Limiter Mount	1
10	603 00 03-62	Damper, RPM Limiter	1
11	603 00 03-63	Clamp	1
12	603 00 03-64	Tube, 7mm X 10mm X 70mm	1
13	603 00 04-02	Bolt, Flanged	3
14	603 00 04-05	Plate, Flywheel Fan	1
15	603 00 04-10	Cap Asm Plug	1
16	603 00 43-79	Clamp	1
17	603 00 04-19	Washer, Flat	1
18	603 00 00-07	Spark Plug, OHV (Autolite)	1
19	603 00 05-81	Coil, Ignition	1
20	603 00 05-82	Lead Wire Assy	1
21	603 00 05-83	Limiter, RPM	1
22	N/A	Clamp, Steel	1
23	603 00 05-86	Flywheel	1
24	603 00 05-87	Fan (cw)	1
25	N/A	Nut, Hex, 18 mm Fine	1
26	603 00 05-80	Spark Plug, OHV (NGK)	1

8
G



000203-001

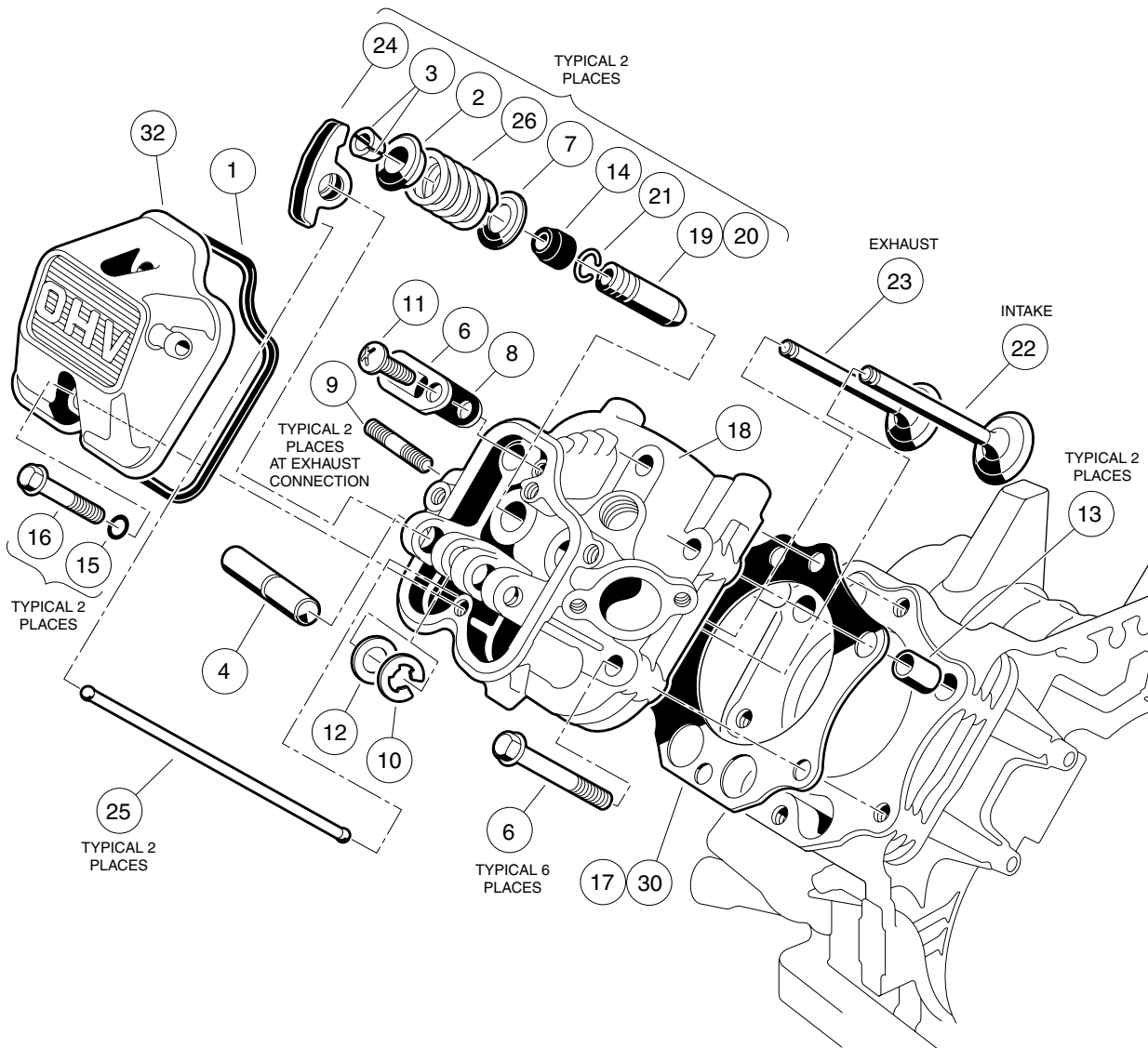
FE350 ENGINE – OIL CIRCULATION

ITEM	PART NO.	DESCRIPTION	QTY
		1 2 3 4	
1	603 00 02-94	Seat, Value Oil Press Relief	1
2	603 00 02-95	Gasket, Drain Plug	1
3	603 00 03-10	Bolt, Flange Head	2
4	603 00 00-06	Filter, Oil	1
5	603 00 03-14	Plate, Oil Pump	1
6	603 00 04-71	Oil Pump And Rotor	1
7	603 00 03-26	Bracket, Oil Filter Mount	1
8	603 00 03-35	Ball, Steel, Press, Relief	1
9	603 00 03-50	O-Ring	1
10	603 00 03-54	Plug, Drain	1
11	603 00 03-57	Spring	1
12	603 00 03-96	Gasket	1
13	603 00 04-06	Bolt, Flanged	6
14	603 00 04-07	Filter	1
15	603 00 04-08	Cover, Pump	1
16	603 00 04-24	Plug	2

8

G

FE350 ENGINE



000204-001

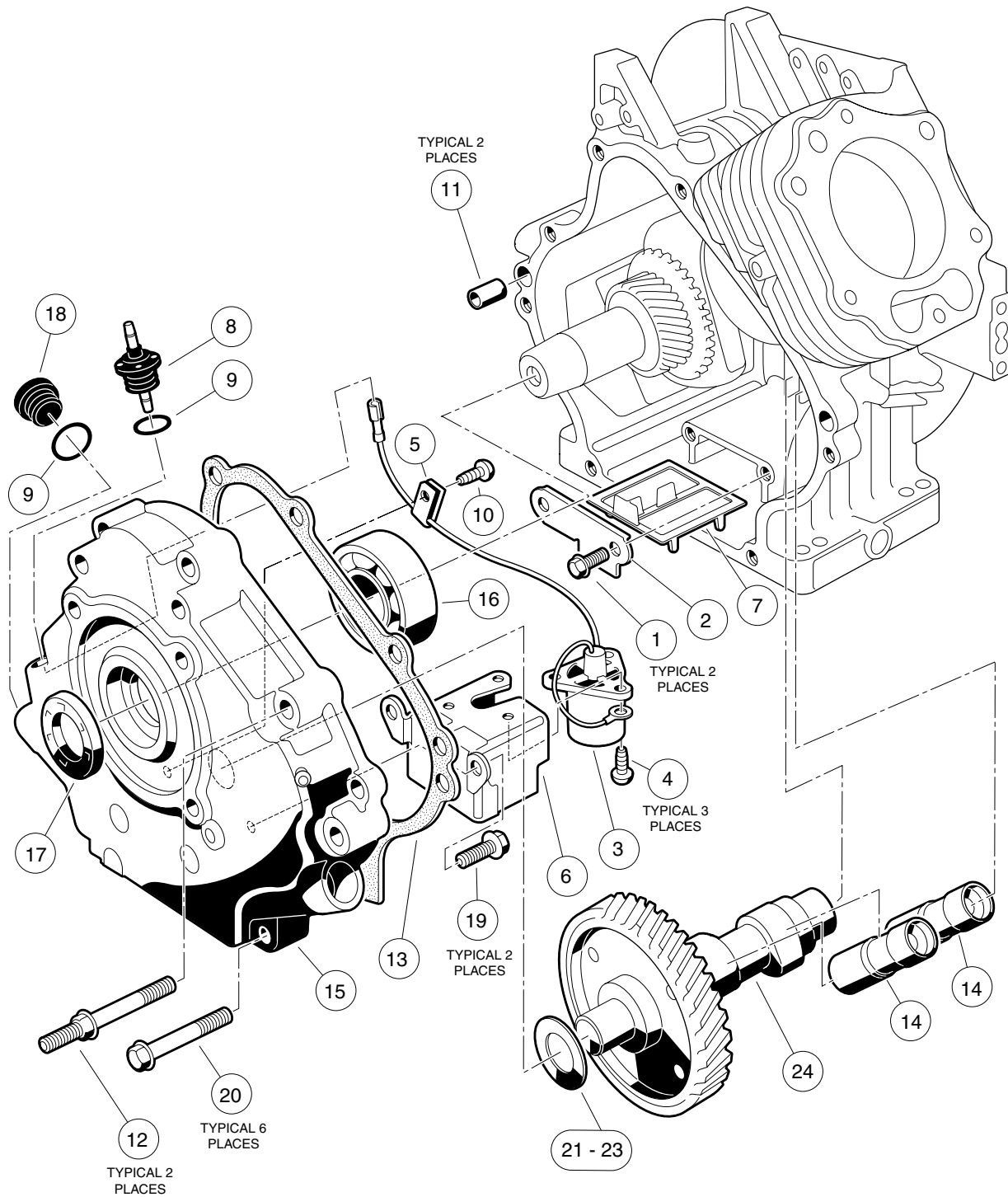
FE350 ENGINE – CYLINDER HEAD

ITEM	PART NO.	DESCRIPTION	QTY
		1 2 3 4	
1	603 00 02-96	Gasket, Rocker Case	1
2	603 00 03-04	Retainer, Valve Spring	2
3	603 00 03-05	Collet	4
4	603 00 03-06	Shaft, Rocker	1
5	603 00 03-11	Bolt, Flange Head, M8 x 1.25 x 45 mm	6
6	603 00 03-15	Plate	1
7	603 00 03-16	Seat, Spring	2
8	603 00 03-18	Valve	1
9	603 00 03-20	Stud, Two-Ended, M8-1.25	2
10	603 00 03-30	Circlip, Type-E	1
11	603 00 03-39	Screw	1
12	603 00 03-42	Washer, 12.1x19x1.8	1
13	603 00 03-46	Pin	2
14	603 00 03-48	Seal, Oil	2
15	603 00 03-49	O-Ring	2
16	603 00 03-59	Bolt, 6x35	2
17	603 00 31-64	Gasket, Head	1
18	603 00 31-65	Assembly, Cylinder Head, FE350 (includes items 19 through 21)	1
19	603 00 31-24	Guide, Valve, Exhaust	1
20	603 00 03-31	Guide, Valve, Intake	1
21	603 00 03-43	Snap Ring	2
22	603 00 03-98	Valve, Intake	1
23	603 00 03-99	Valve, Exhaust	1
24	603 00 04-00	Arm, Rocker	2
25	603 00 04-04	Rod, Push	2
26	603 00 04-13	Spring, Engine Valve	2
27	603 00 32-56	Kit, Gasket, FE350 (includes items 28 through 31)	1
28	603 00 02-99	Gasket, Engine to Insulator	1
29	603 00 29-93	Gasket, Exhaust	1
30	603 00 31-64	Gasket, Head	1
31	603 00 03-97	Gasket, Crankcase Cover	1
32	603 00 03-01	Case, Rocker -w/o Logo Fe290	1
<p style="text-align: center;">Note: Item 28 is not a component of the FE350 engine.</p>			

8

G

FE350 ENGINE WITHOUT ACR

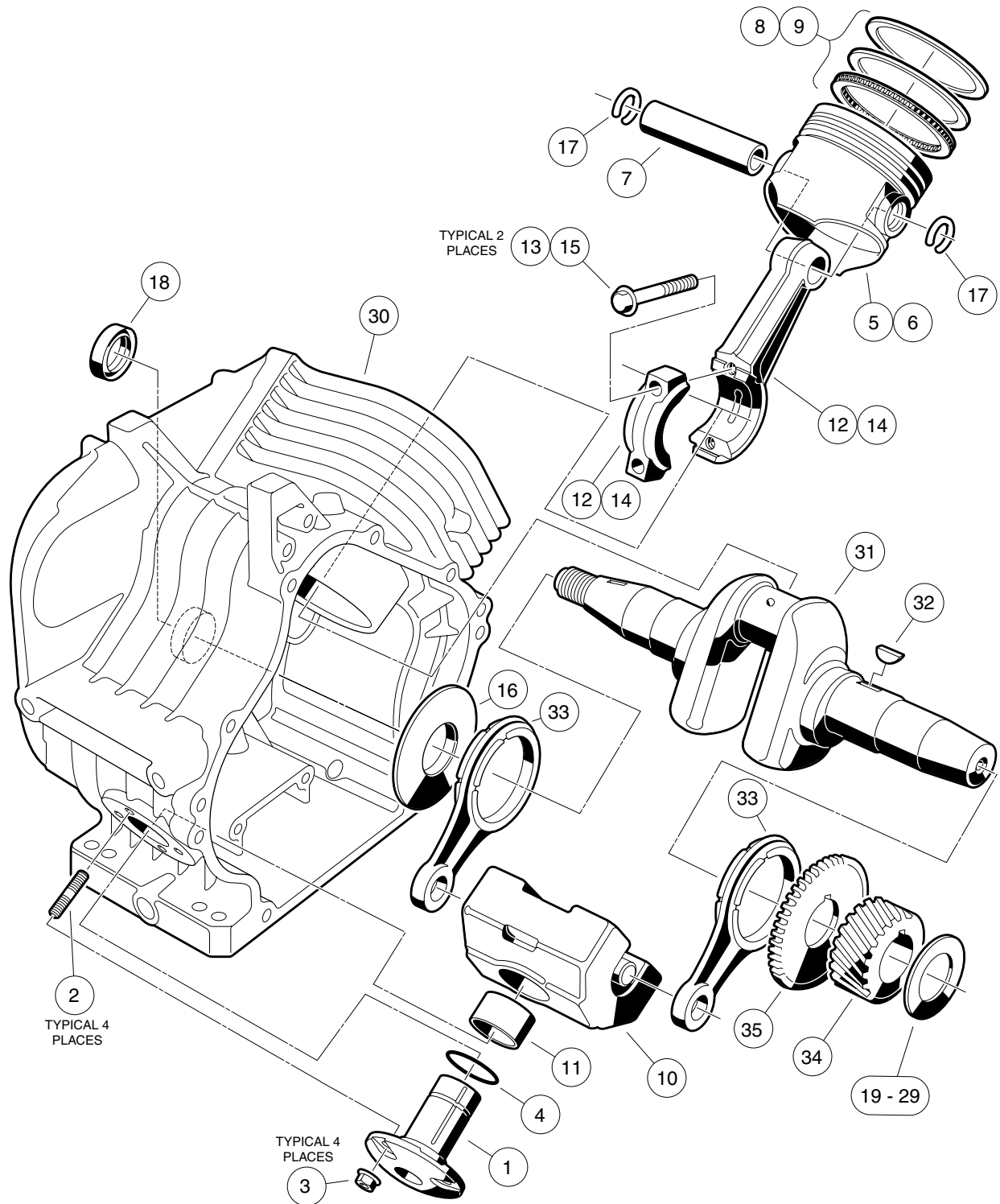


000205-002

FE350 ENGINE WITHOUT ACR – CRANKCASE, CAMSHAFT, AND OIL SENSOR

ITEM	PART NO.	DESCRIPTION	QTY
		1 2 3 4	
1	603 00 03-07	Bolt, Flange Head, M5 x 0.8 x 8 mm	2
2	603 00 03-13	Plate, Oil Filter Screen	1
3	603 00 03-21	Sensor, Oil Level	1
4	603 00 03-22	Screw, Cross Pan-Head, M4 x 0.7 x 8 mm	3
5	603 00 03-27	Clamp	1
6	603 00 31-22	Bracket, Switch, Oil Level	1
7	603 00 03-32	Screen, Oil Filter	1
8	603 00 03-34	Connector, Cord	1
9	603 00 03-36	O-Ring	2
10	603 00 03-39	Screw	1
11	603 00 03-47	Pin	2
12	603 00 03-60	Bolt, Two-Ended, M8 x 1.25 x 69 mm	2
13	603 00 03-97	Gasket, Crankcase Cover	1
14	603 00 04-01	Adjuster, Lash	2
15	603 00 31-71	Cover Crankcase	1
16	603 00 04-18	Bearing, Ball	1
17	603 00 31-72	Seal, Oil	1
18	603 00 04-25	Plug	1
19	603 00 31-74	Bolt	2
20	603 00 04-28	Screw, M8-1.25 X 45mm Hex	6
21	603 00 04-76	Shim, 0.3	A/R
22	603 00 04-77	Shim, 0.4	A/R
23	603 00 04-78	Shim, 0.5	A/R
24	603 00 32-65	Camshaft, FE350 without ACR, 44-Tooth	1

8
G



000206-001

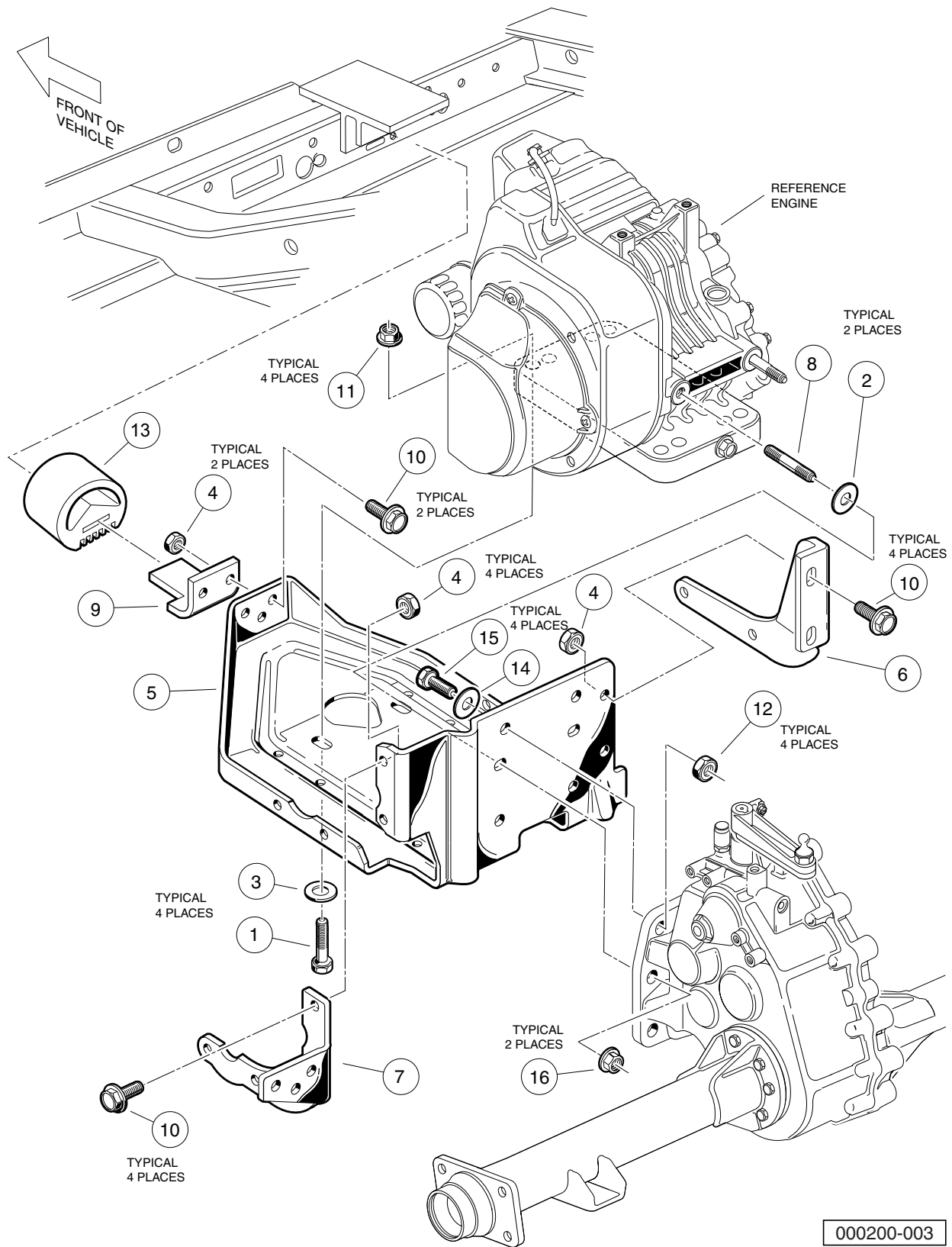
FE350 ENGINE – CRANKCASE AND CRANKSHAFT

ITEM	PART NO.	DESCRIPTION	QTY
		1 2 3 4	
1	603 00 03-12	Shaft, Guide, Counterbalance	1
2	603 00 03-38	Stud, 6x14	4
3	603 00 03-41	Nut	4
4	603 00 03-51	O-Ring	1
5	603 00 31-66	Piston, Standard	1
6	603 00 31-67	Piston, 0.50 mm Oversize	1
7	603 00 04-03	Pin, Piston	1
8	603 00 31-68	Ring Set, Standard Piston	1
9	603 00 31-69	Ring Set, Piston, 0.50 mm Oversize	1
10	603 00 31-70	Weight (includes item 11)	1
11	603 00 04-26	Bearing, Plain	1
12	603 00 04-74	Asm, Con. Rod Std (includes item 13)	1
13	603 00 31-73	Bolt	2
14	603 00 04-75	Rod Assembly Connecting Rod 0.5mm (includes item 15)	1
15	603 00 31-73	Bolt	2
16	603 00 04-21	Spacer	1
17	603 00 04-22	Snap Ring	2
18	603 00 04-23	Seal, Oil	1
19	603 00 04-79	Shim, Crankshaft, 1.18mm	A/R
20	603 00 04-80	Shim, Crankshaft, 1.25mm	A/R
21	603 00 04-81	Shim, Crankshaft, 1.32mm	A/R
22	603 00 04-82	Shim, Crankshaft, 1.39mm	A/R
23	603 00 04-83	Shim, Crankshaft, 1.46mm	A/R
24	603 00 04-84	Shim, Crankshaft, 1.53mm	A/R
25	603 00 04-85	Shim, Crankshaft, 1.60mm	A/R
26	603 00 04-86	Shim, Crankshaft, 1.67mm	A/R
27	603 00 04-87	Shim, Crankshaft, 1.74mm	A/R
28	603 00 04-88	Shim, Crankshaft, 1.11mm	A/R
29	603 00 04-89	Shim, Crankshaft, 1.81mm	A/R
30	603 00 32-29	Crankcase Complete, FE350 (cw)	1
31	603 00 08-59	Crankshaft, FE350 Left-Hand, 22-Tooth (includes items 32 through 35)	1
32	603 00 03-45	Key	1
33	603 00 04-12	Rod	2
34	N/A	Gear, Helical	1
35	N/A	Gear, Spur	1

8

G

8
G



000200-003

FE350 ENGINE MOUNTING

ITEM	PART NO.	DESCRIPTION	QTY
		1 2 3 4	
1	603 00 01-11	Bolt, Hex-Head, 5/16-18 X 1.50	4
2	603 00 01-27	Washer, 5/16 Flat	2
3	603 00 01-45	Washer, 5/16 Extra Thick Flat	4
4	603 00 01-93	Nut, 5/16-24 Hex Head Cone	10
5	603 00 05-05	Plate, Engine Mounting	1
6	603 00 05-10	Stiffener (PTO Side)	1
7	603 00 05-11	Stiffener (Flywheel Side)	1
8	603 00 05-13	Stud, M8-1.25 X 50 mm Two-Ended	2
9	603 00 05-19	Snubber Bracket	1
10	603 00 05-56	Screw, 5/16-24 X 0.875 Grade-8	10
11	603 00 06-16	Locknut, 5/16-18 Hex Flange	4
12	603 00 07-80	Locknut, 3/8-16 Flanged Dimple	4
13	603 00 01-33	Inner Frame Snubber	1
14	603 00 00-55	Washer, 3/8 Type A Flat	4
15	603 00 00-59	Screw, Cap-hex Hd 3/8-16x1.25	4
16	603 00 05-12	Nut Flg, M8 X 1.25 Serrated	2

8

G

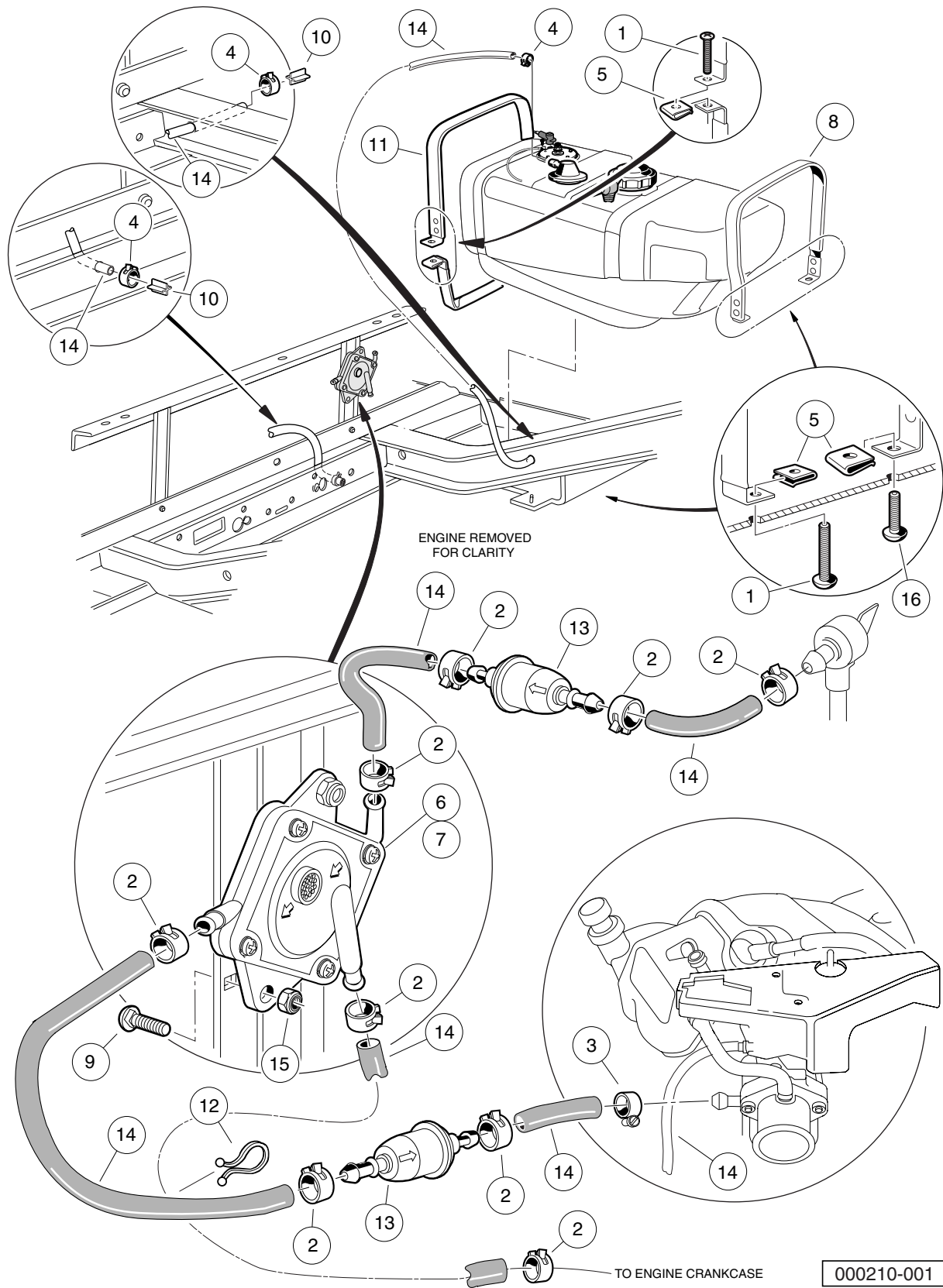
8

G

FUEL, INTAKE, AND GOVERNOR SYSTEMS

9

G

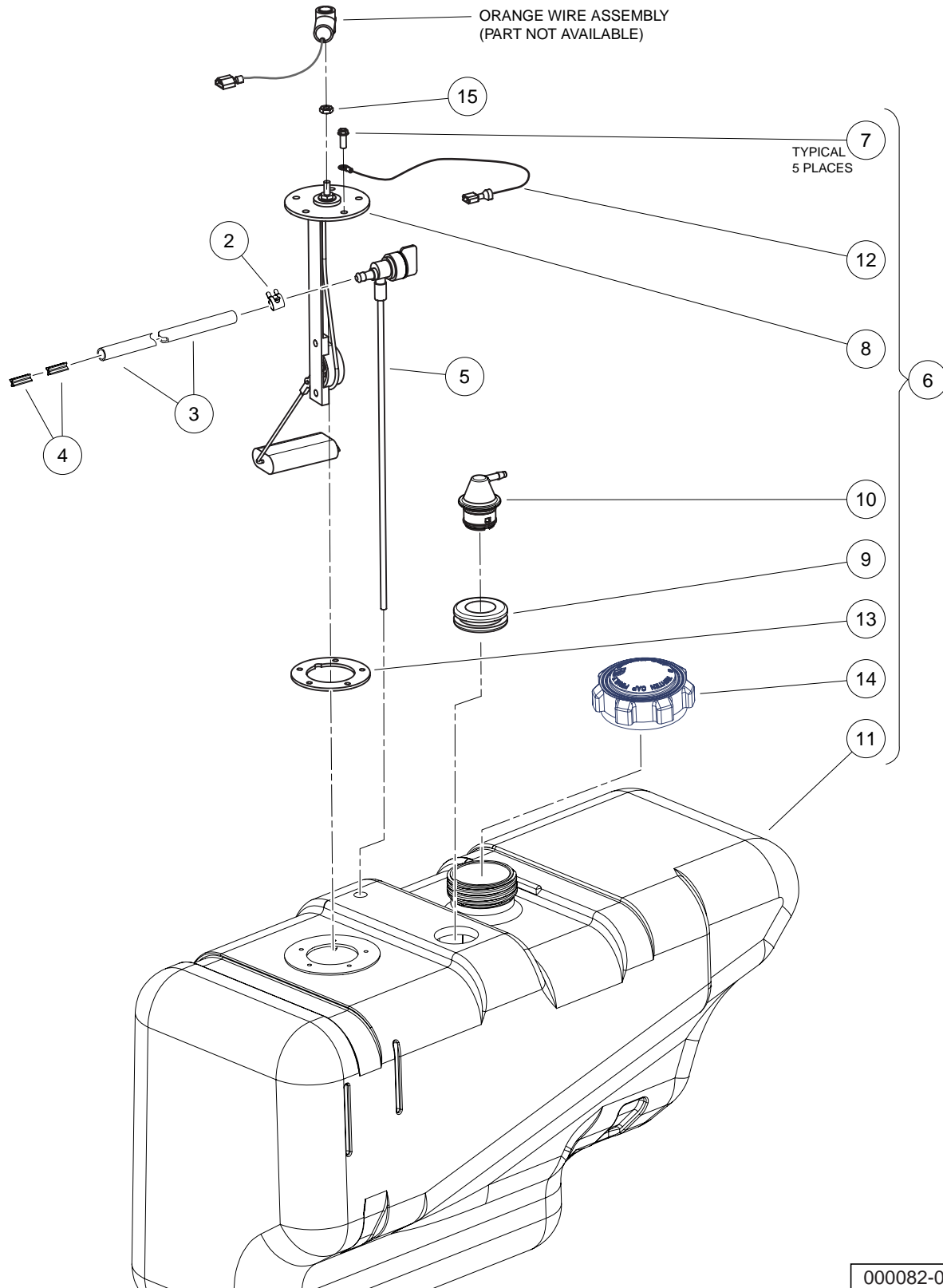


FUEL SYSTEM

ITEM	PART NO.	DESCRIPTION	QTY
		1 2 3 4	
1	603 00 01-31	Screw, 1/4-20 X 2.00 Phillips Truss-Head	2
2	603 00 01-49	Clamp, 0.460 Red Hose	9
3	603 00 01-81	Clamp, 3/8" Hose (screw type)	1
4	603 00 01-85	Clamp, 0.301 ID Hose	3
5	603 00 02-10	Nut, 1/4-20 Speed	3
6	603 00 02-30	Pump, Impulse Fuel	1
7	603 00 02-31	Kit, Impulse Pump Rebuild	1
8	603 00 02-37	Fuel Strap Assembly Rear	1
9	603 00 36-25	Carriage Bolt	2
10	603 00 05-03	Vent Barb	2
11	603 00 06-11	Fuel Strap Assy, Front	1
12	603 00 06-24	Clamp, Plastic Tie	1
13	603 00 00-08	Filter, Fuel, 30 Micron	2
14	531 30 95-42	Fuel Line	A/R
15	603 00 00-89	Locknut, 1/4-20 Nylon Insert	2
16	603 00 00-90	Screw, 1/4-20 X 0.75 Truss-Head Machine	1

9

G



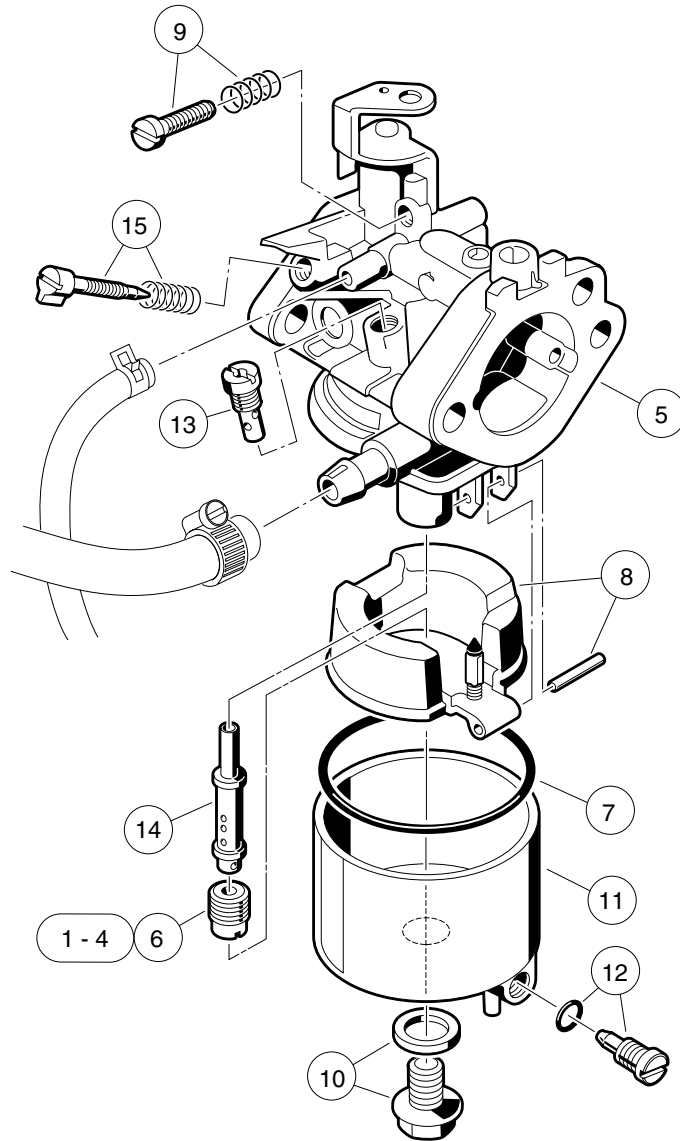
000082-003

FUEL TANK WITH FUEL LEVEL SENDING UNIT

ITEM	PART NO.	DESCRIPTION	QTY
		1 2 3 4	
1	603 00 02-75	Tank Kit w/Sending Unit (includes items 2 through 6)	1
2	603 00 01-85	Clamp, 0.301 ID Hose	2
3	603 00 02-40	Fuel Line (available by the foot)	1
4	603 00 05-03	Vent Barb	2
5	603 00 05-75	Fuel Pickup w/Shut-Off Valve	1
6	N/A	Fuel Tank with Sending Unit (includes items 7 through 14)	1
7	603 00 01-73	Screw, #10-16 Hex-Head Hi-Lo	5
8	****	Sending Unit, Fuel Level *	1
9	603 00 02-41	Insulation Grommet	1
10	603 00 02-42	Vent, Fuel Tank	1
11	N/A	Fuel Tank with Vent and Sending Unit Hole	1
12	N/A	Wire Assembly #16 Black	1
13	603 00 30-57	Gasket, Rubber	1
14	531 30 95-43	Cap, Fuel Tank, Gasoline	1
15	603 00 00-97	Nut, #10-32 Brass Hex	1
<p>**** Special order item available upon request.</p> <p>* Note: Must replace fuel sending unit gasket when servicing this component.</p>			

9

G



000211-001

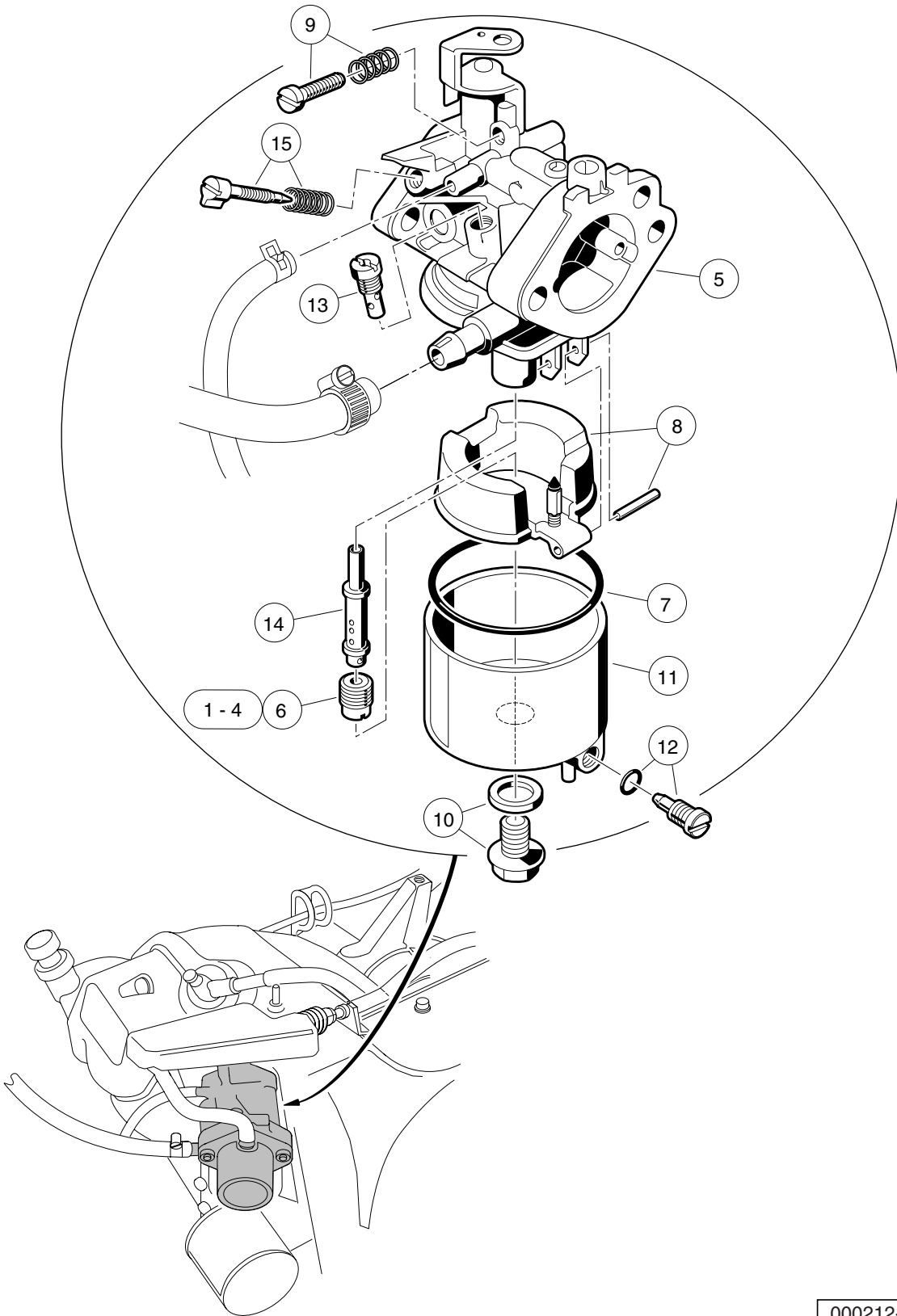
CARBURETOR ASSEMBLY – FE290

ITEM	PART NO.	DESCRIPTION	QTY
		1 2 3 4	
1	603 00 30-93	Jet, Altitude, # 72	A/R
2	603 00 30-94	Jet, Altitude, # 75	A/R
3	603 00 30-95	Jet, Altitude, # 78	A/R
4	603 00 30-96	Jet, Altitude, # 80	A/R
5	603 00 32-18	Carburetor Assembly, FE290D (includes items 6 through 15)	1
6	603 00 04-67	Jet, Altitude, # 82	1
7	603 00 02-97	Gasket, Carburetor Bowl OHV	1
8	603 00 03-19	Float Assembly	1
9	603 00 03-25	Screw Assembly	1
10	603 00 03-61	Bolt	1
11	603 00 04-09	Chamber Assembly, Float (includes item 12)	1
12	603 00 03-24	Screw Assembly	1
13	603 00 32-42	Jet, #40 Pilot	1
14	603 00 32-43	Nozzle, Main	1
15	N/A	Assembly, Pilot Air Screw	1
		<p>Note: 101642582 for 0 - 3,000 feet; 101642580 for 3,000 - 5,000 feet; 101642578 for 5,000 - 8,000 feet; 101642575 for 8,000 - 10,000 feet; 101642572 for 10,000 feet and higher.</p>	

9

G

9
G

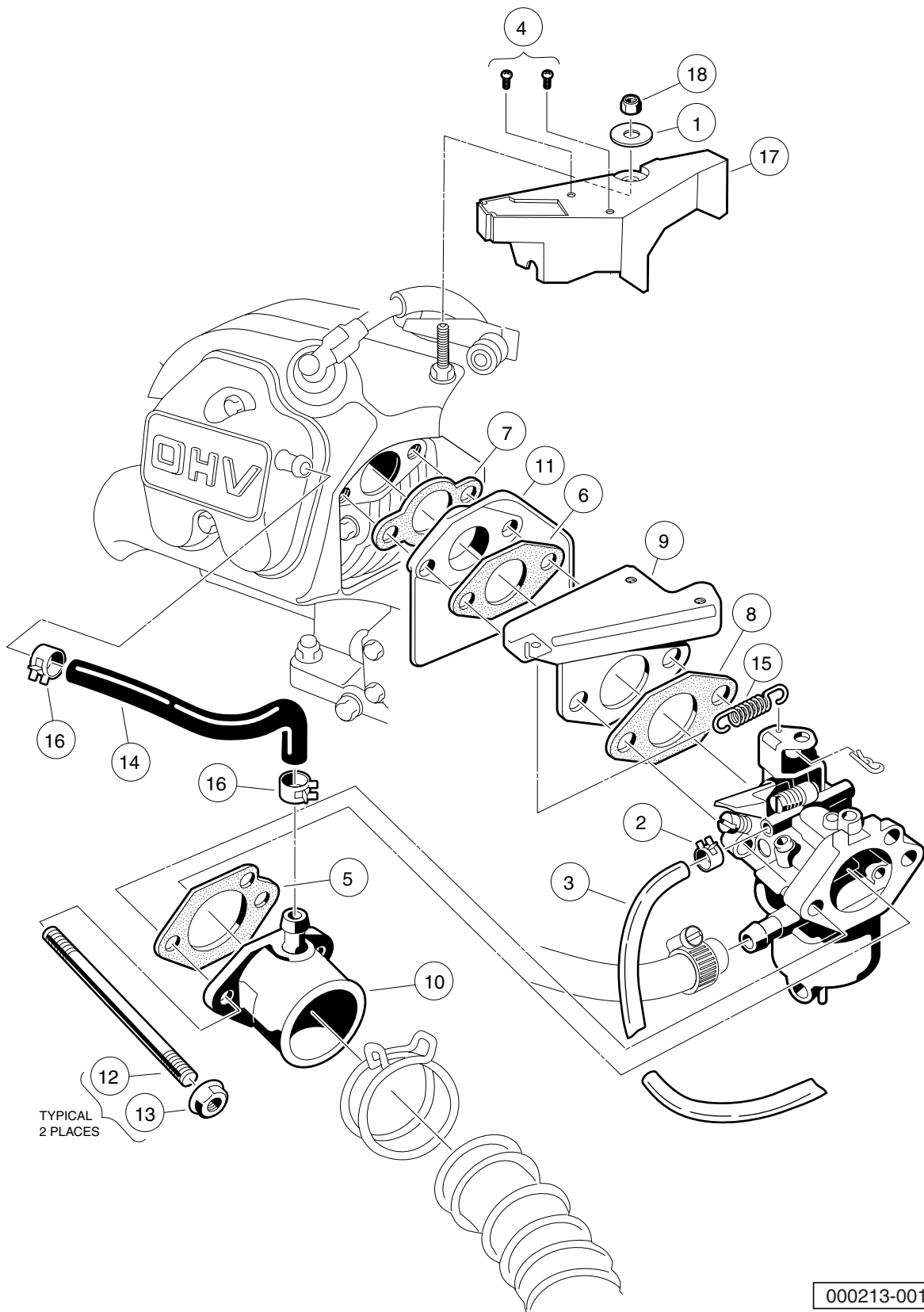


000212-001

CARBURETOR ASSEMBLY – FE350

ITEM	PART NO.	DESCRIPTION	QTY
		1 2 3 4	
1	603 00 30-94	Jet, Altitude, # 75	A/R
2	603 00 30-95	Jet, Altitude, # 78	A/R
3	603 00 30-96	Jet, Altitude, # 80	A/R
4	603 00 04-67	Jet, Altitude, # 82	A/R
5	603 00 32-19	Carburetor, FE350D (includes items 6 through 15)	1
6	603 00 04-68	Jet, Altitude, # 85	1
7	603 00 02-97	Gasket, Carburetor Bowl OHV	1
8	603 00 03-19	Float Assembly	1
9	603 00 03-25	Screw Assembly	1
10	603 00 03-61	Bolt	1
11	603 00 04-09	Chamber Assembly, Float (includes item 12)	1
12	603 00 03-24	Screw Assembly	1
13	603 00 32-42	Jet, #40 Pilot	1
14	603 00 32-44	Nozzle, Main	1
15	N/A	Assembly, Pilot Air Screw	1
		<p>Note: 101642585 for 0 - 3,000 feet; 101642582 for 3,000 - 5,000 feet; 101642580 for 5,000 - 8,000 feet; 101642578 for 8,000 - 10,000 feet; 101642575 for 10,000 feet and higher.</p>	

9
G



000213-001

CARBURETOR INSTALLATION – FE290

ITEM	PART NO.	DESCRIPTION	QTY
		1 2 3 4	
1	603 00 01-27	Washer, 5/16 Flat	1
2	603 00 01-85	Clamp, 0.301 ID Hose	1
3	603 00 02-40	Fuel Line (available by the foot)	A/R
4	603 00 36-31	Screw, Pan Hd Tx, Taptite 6-32	2
5	603 00 02-98	Gasket, Carb To Intake Manifold	1
6	603 00 31-00	Gasket, Insulator	1
7	603 00 02-99	Gasket, Engine to Insulator	1
8	603 00 03-00	Gasket, Sprg Brkt To Carb OHV	1
9	603 00 03-02	Bracket, Throttle Spring Return	1
10	603 00 03-17	Pipe, Intake Manifold	1
11	603 00 04-70	Insulator, Carburetor	1
12	603 00 04-72	Stud, M6-1.00 Two-Ended	2
13	603 00 03-41	Nut	2
14	603 00 03-52	Tube, Crankcase Vent	1
15	603 00 03-58	Spring, Throttle Return	1
16	603 00 04-11	Clamp	2
17	603 00 31-84	Shield, Governor	1
18	603 00 05-58	Locknut, M6-1.00 Nylon Insert	1

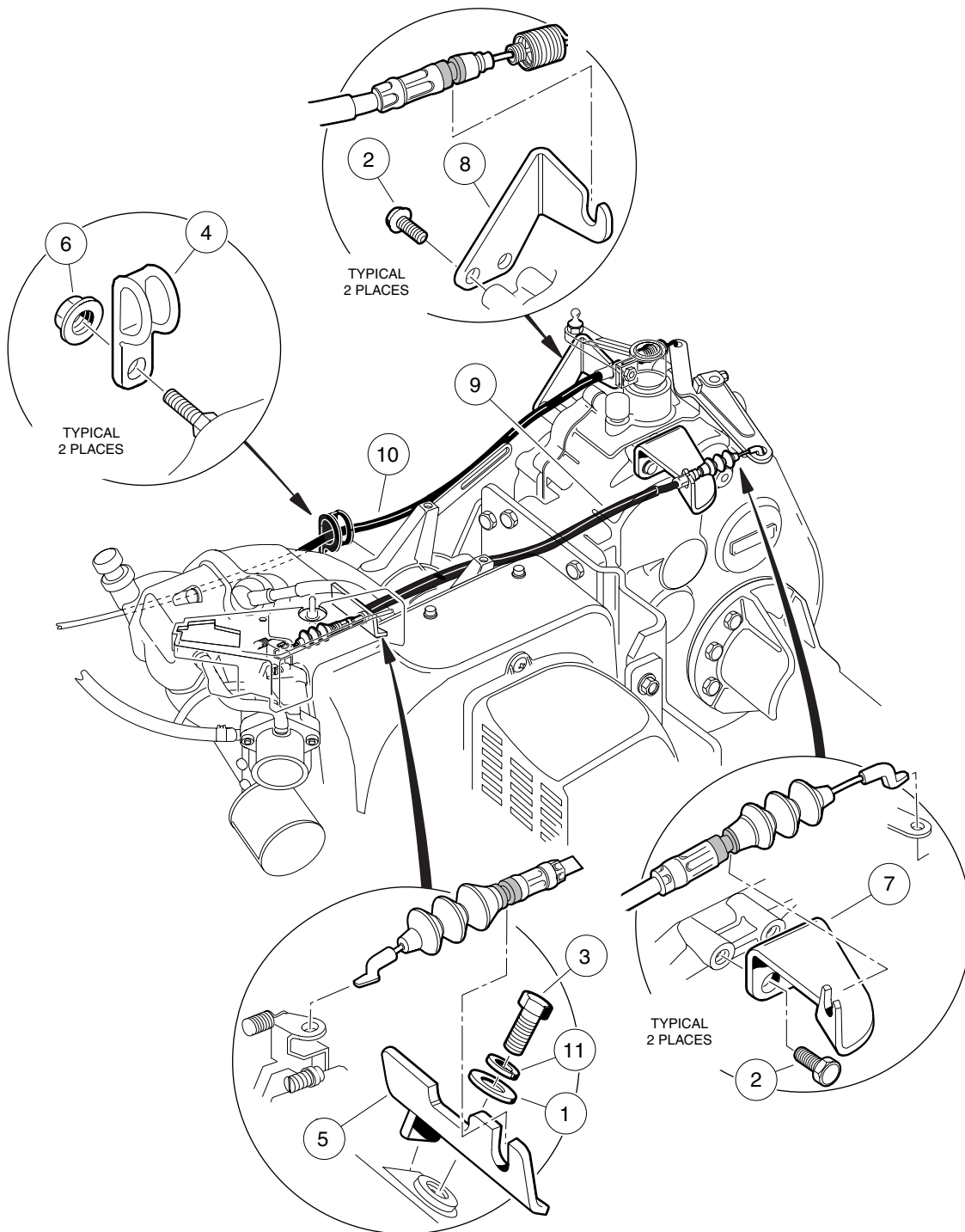
9

G

CARBURETOR INSTALLATION – FE350

ITEM	PART NO.	DESCRIPTION	QTY
		1 2 3 4	
1	603 00 01-85	Clamp, 0.301 ID Hose	1
2	603 00 02-40	Fuel Line (available by the foot)	A/R
3	603 00 02-98	Gasket, Carb To Intake Manifold	1
4	603 00 02-99	Gasket, Engine to Insulator	1
5	603 00 03-00	Gasket, Sprg Brkt To Carb OHV	1
6	603 00 03-02	Bracket, Throttle Spring Return	1
7	603 00 03-17	Pipe, Intake Manifold	1
8	603 00 04-70	Insulator, Carburetor	1
9	603 00 04-72	Stud, M6-1.00 Two-Ended	2
10	603 00 03-41	Nut	2
11	603 00 03-52	Tube, Crankcase Vent	1
12	603 00 03-58	Spring, Throttle Return	1
13	603 00 04-11	Clamp	2
14	603 00 06-20	Gasket, Insulator To Bracket	1

9
G

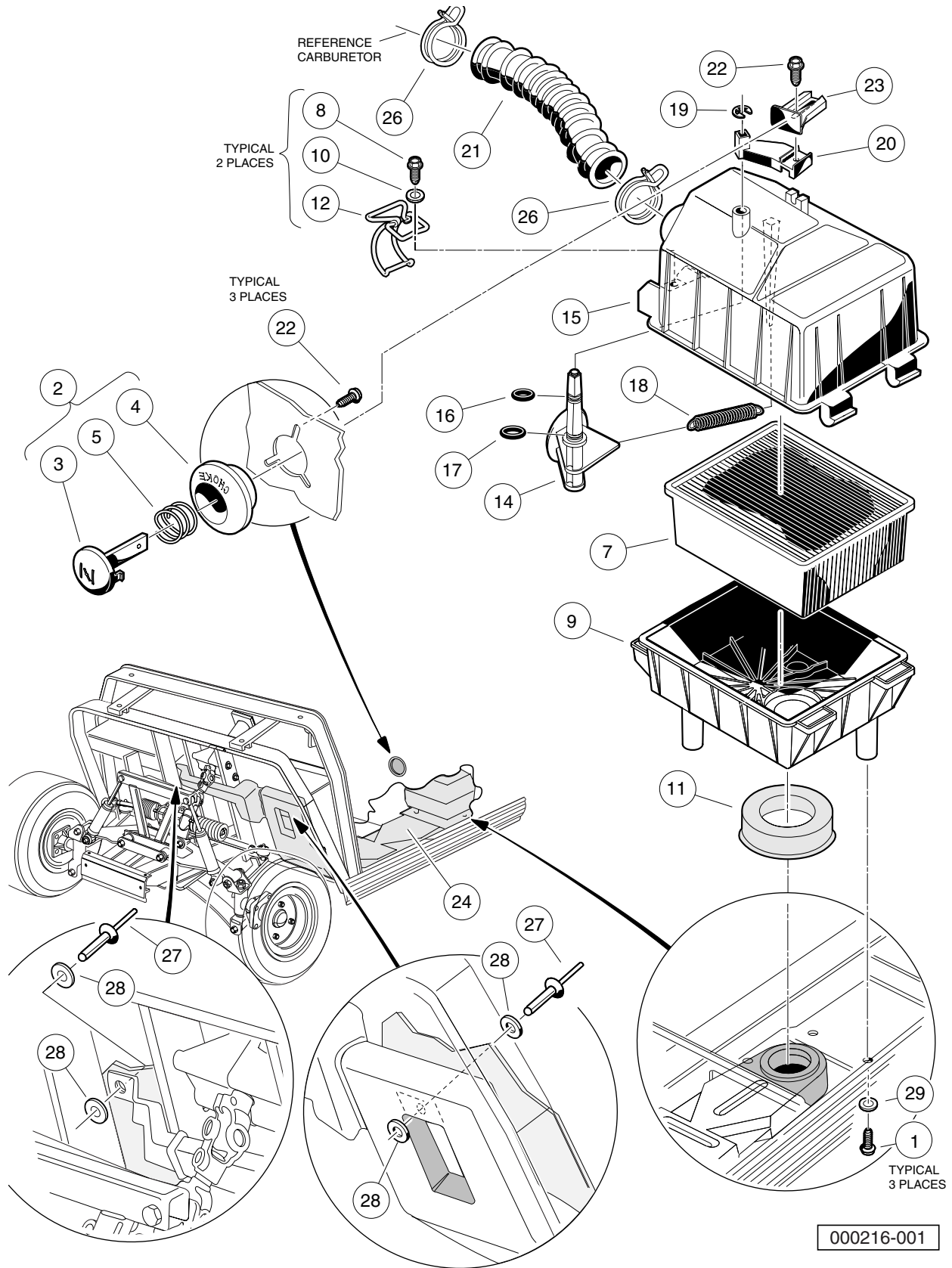


000215-001

GOVERNOR AND ACCELERATOR CABLES

ITEM	PART NO.	DESCRIPTION	QTY
		1 2 3 4	
1	603 00 01-27	Washer, 5/16 Flat	1
2	603 00 01-34	Screw, 1/4 X 0.625 Hex-Head	4
3	603 00 05-79	Screw, M8-125 X 22 Hex-Head	1
4	603 00 01-83	Clamp	2
5	603 00 02-71	Bracket, Governor Cable Snap-In	1
6	603 00 03-40	Nut	2
7	603 00 05-08	Bracket, Rear Governor Cable Snap-In	1
8	603 00 05-09	Bracket, Rear Accelerator Cable Snap-In	1
9	603 00 08-86	Cable, Governor, Snap-In	1
10	603 00 08-87	Cable, Accelerator, Snap-In	1
11	603 00 00-72	Lockwasher, 5/16 Split	1

9
G



INTAKE DUCT, CHOKE, AND AIR BOX ASSEMBLY

ITEM	PART NO.	DESCRIPTION	QTY
		1 2 3 4	
1	603 00 02-68	Screw, #12-16 X 0.625 Hi-Lo	3
2	603 00 31-76	Button Assembly, Choke (includes items 3 through 5)	1
3	603 00 31-77	Lever, Choke	1
4	603 00 31-78	Guide, Choke Lever	1
5	603 00 31-96	Compression Spring	1
6	603 00 05-01	Assembly, Air Box (includes items 7 through 13)	1
7	603 00 00-04	Filter, Air	1
8	603 00 04-91	Screw, #8 X 0.500, Hex-Head Hi-Lo	2
9	603 00 04-94	Bottom, Air Box	1
10	603 00 05-55	Washer, #8 Stainless-Steel Flat	2
11	603 00 05-92	Seal, Intake	1
12	603 00 05-94	Latch, Wireform	2
13	603 00 06-19	Top Assy, Air Box (includes items 14 through 20)	1
14	N/A	Valve, Choke	1
15	N/A	Top, Air Box	1
16	N/A	O-Ring, 5/16	1
17	N/A	O-Ring, 3/8	1
18	603 00 04-97	Spring, Extension Return	1
19	603 00 04-98	Retaining Ring 0.25, Shaft	1
20	603 00 05-91	Lever, Choke	1
21	603 00 05-23	Hose, Air Intake	1
22	603 00 31-94	Screw, #12-16 X 0.50 Washer-Head Hi-Lo	4
23	603 00 32-31	Choke Positioner	1
24	603 00 32-41	Duct Assembly	1
25	N/A	Tape Kit, Air Duct Repair	A/R
26	603 00 06-18	Clamp, 1.58" ID Hose	2
27	603 00 00-67	Rivet, 3/16 X .500 Alum Pop	2
28	603 00 00-51	Washer, #10 Type A Flat	4
29	603 00 00-54	Washer, 1/4 Type A Narrow Flat	3
		Note: Item 25 is not illustrated.	

9
G

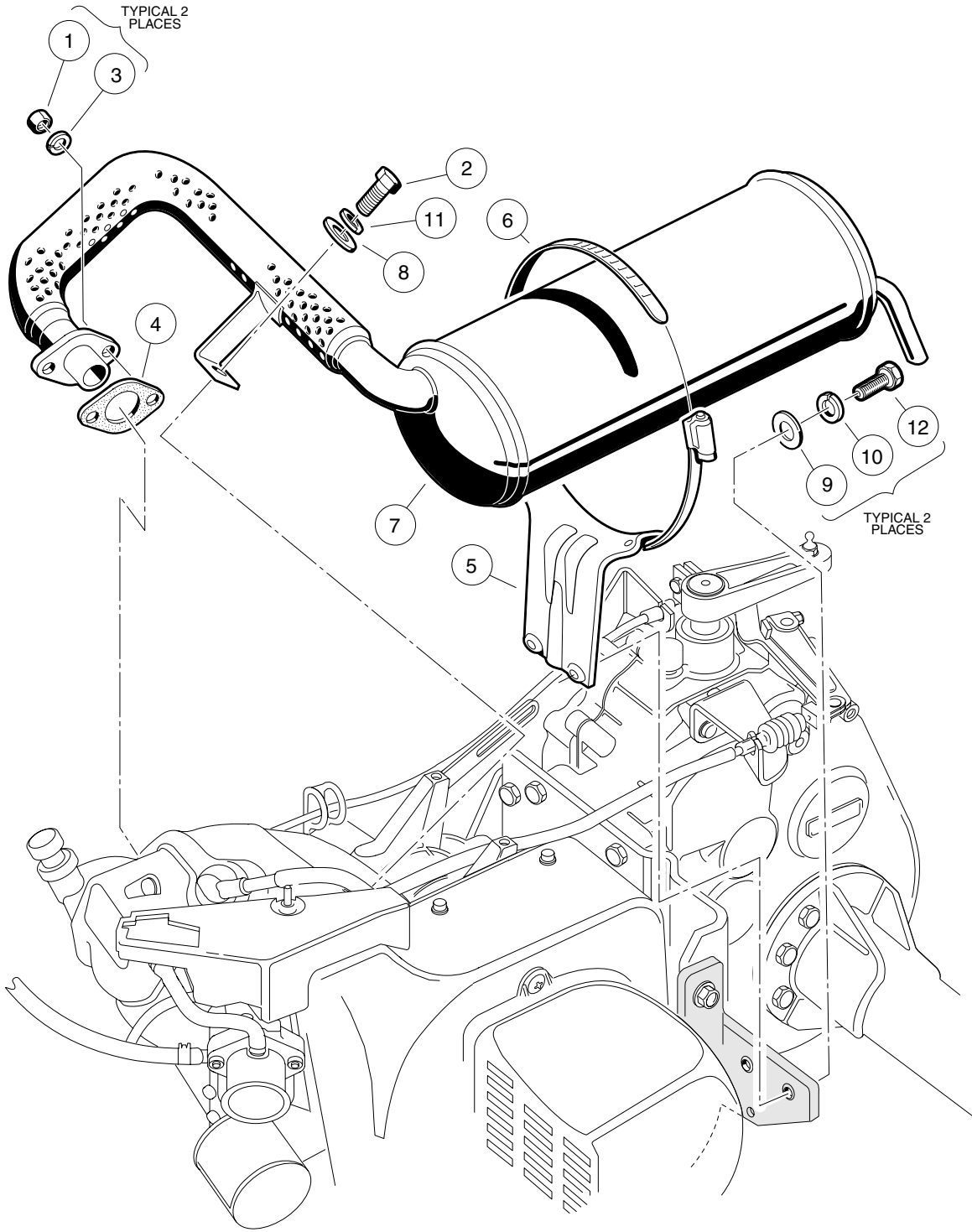
9

G

EXHAUST SYSTEM

10

G



000208-001

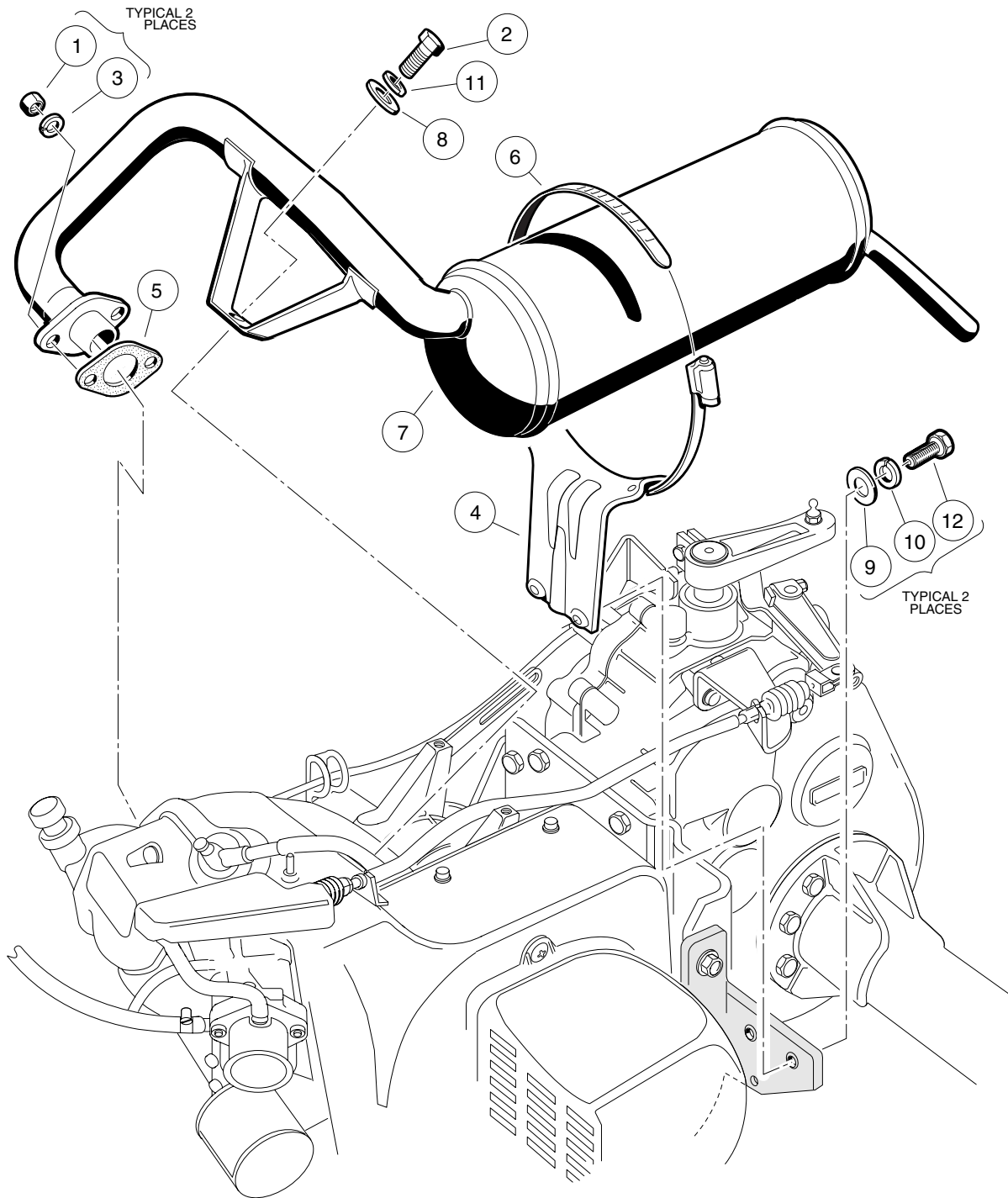
EXHAUST SYSTEM – FE290 ENGINE

ITEM	PART NO.	DESCRIPTION	QTY
		1 2 3 4	
1	603 00 01-42	Nut, M8-1.25 Hex	2
2	603 00 05-79	Screw, M8-1.25 X 22 Hex-Head	1
3	603 00 01-84	Lockwasher, 8mm Split	2
4	603 00 30-83	Gasket, Exhaust	1
5	603 00 02-70	Bracket, Muffler Mounting	1
6	603 00 04-31	Clamp, 5" Muffler Hose	1
7	603 00 31-97	Exhaust System, FE290	1
8	603 00 00-65	Washer, 5/16 Type A Flat	1
9	603 00 00-54	Washer, 1/4 Type A Narrow Flat	2
10	603 00 00-58	Lockwasher, 1/4 Helical Split	2
11	603 00 00-72	Lockwasher, 5/16 Split	1
12	603 00 00-83	Screw, 1/4-20 X 0.75 Hex-Head Cap	2

10

G

10
G



000209-001

EXHAUST SYSTEM – FE350 ENGINE

ITEM	PART NO.	DESCRIPTION	QTY
		1 2 3 4	
1	603 00 01-42	Nut, M8-1.25 Hex	2
2	603 00 05-79	Screw, M8-125 X 22 Hex-Head	1
3	603 00 01-84	Lockwasher, 8mm Split	2
4	603 00 02-70	Bracket, Muffler Mounting	1
5	603 00 29-93	Gasket, Exhaust	1
6	603 00 04-31	Clamp, 5" Muffler Hose	1
7	603 00 31-98	Exhaust System, FE350	1
8	603 00 00-65	Washer, 5/16 Type A Flat	1
9	603 00 00-54	Washer, 1/4 Type A Narrow Flat	2
10	603 00 00-58	Lockwasher, 1/4 Helical Split	2
11	603 00 00-72	Lockwasher, 5/16 Split	1
12	603 00 00-83	Screw, 1/4-20 X 0.75 Hex-Head Cap	2

10

G

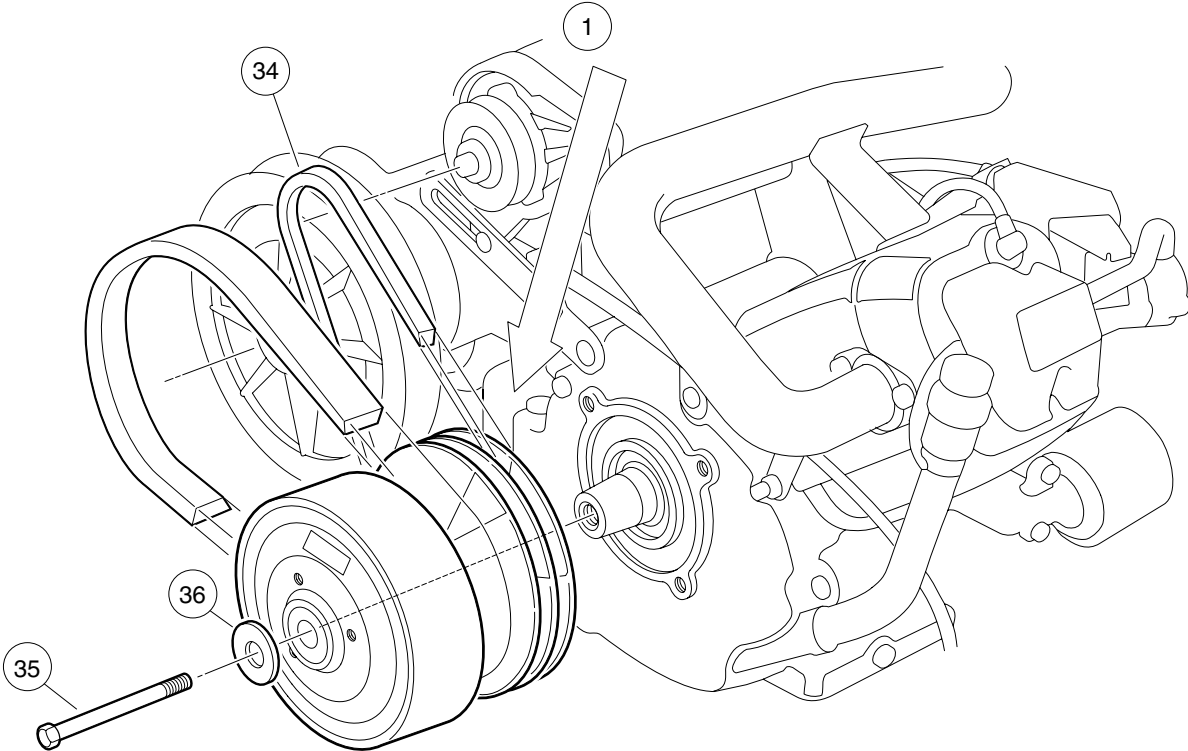
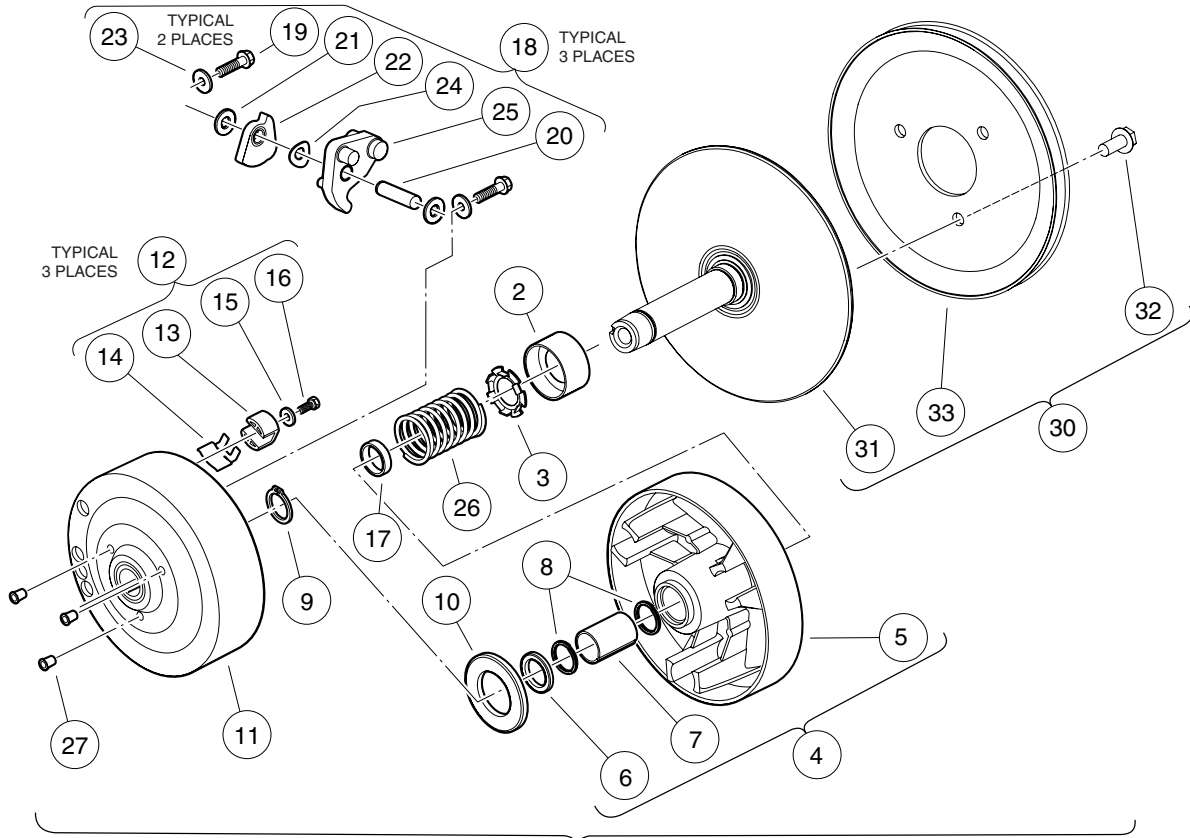
10

G

TORQUE CONVERTER

11

G



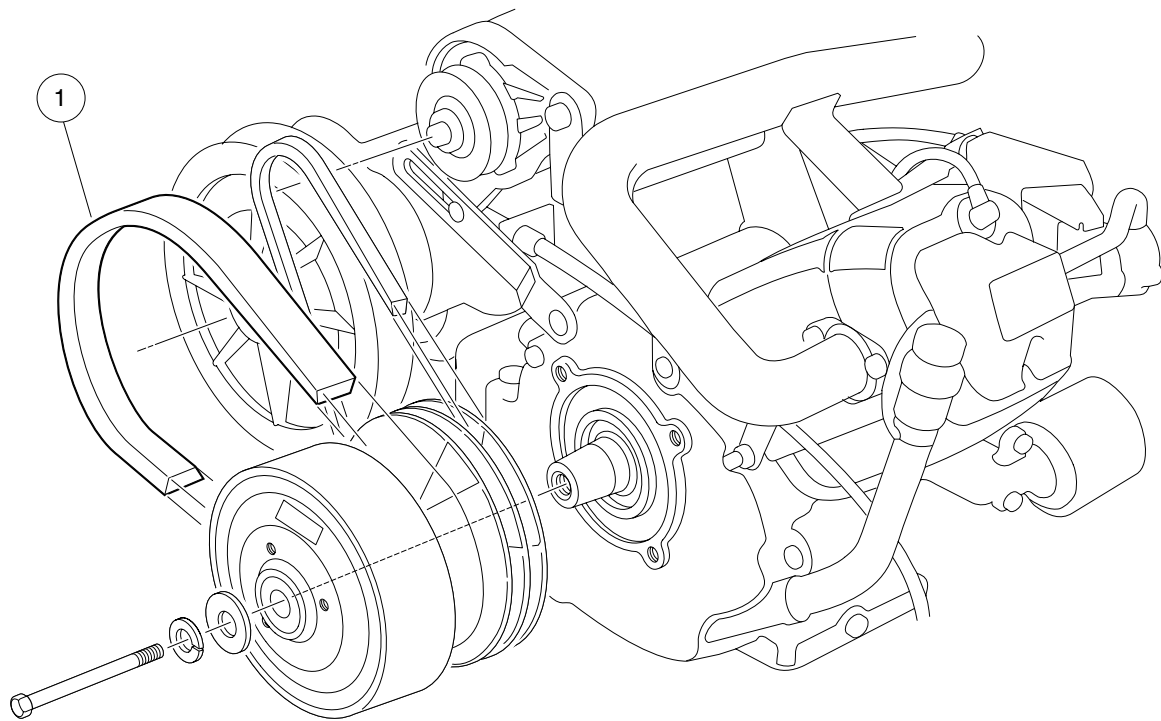
000217-003

DRIVE CLUTCH

11

G

ITEM	PART NO.	DESCRIPTION	QTY
		1 2 3 4	
1	603 00 31-93	Drive Clutch Assy. FE 350/272 (includes items 2 through 28)	1
2	603 00 01-95	Bearing, Idler	1
3	603 00 01-96	Retainer, Spring	1
4	603 00 01-97	Movable-Face Assembly (includes items 5 through 7)	1
5	N/A	Drive Clutch Movable Face	1
6	603 00 01-98	Retainer	1
7	N/A	Bushing, Split, Drive Clutch	1
8	603 00 01-99	Ring, Spiral Backup	2
9	603 00 02-00	Ring, 0.810" Internal Retaining	1
10	603 00 02-01	Washer, Thrust	1
11	603 00 02-02	Drive Hub Assy, Drive Clutch	1
12	603 00 02-27	Kit, Drive Clutch Button (includes items 13 through 16)	1
13	603 00 02-03	Driver, Drive Clutch	3
14	603 00 02-19	Spring, Drive Button	3
15	603 00 00-51	Washer, #10 Type A Flat	3
16	603 00 00-92	Screw, #10-24 X 0.50 Hex-Head	3
17	603 00 02-85	Spacer, Fixed Face Shaft	1
18	603 00 03-69	Kit, Drive Clutch Weight (includes items 19 through 25)	1
19	603 00 30-68	Screw, 1/4-20 X 1.00 Hex Head	6
20	N/A	Pin, 0.3752 X 1.50 Dowel	3
21	603 00 02-04	Washer, 0.38" ID Delrin Flat	6
22	N/A	Clutch Weight, Secondary	3
23	N/A	Washer	6
24	603 00 02-82	Washer, Wave	3
25	N/A	Weight, Primary	3
26	603 00 31-52	Spring, Drive Clutch	1
27	N/A	Cap Plug	3
28	603 00 23-61	Kit, Fxd Face Dr Asm Fe290/350 (includes items 29 and 30)	1
29	N/A	Desiccant Bag (Not Shown)	1
30	N/A	Assembly, Fixed-Face Drive (includes items 31 through 33)	1
31	N/A	Fixed Face Assembly, Drive Clutch	1
32	603 00 02-20	Screw, 5/16-18 X 0.75 Thread-Forming	3
33	N/A	Pulley, Clutch	1
34	603 00 05-89	V-Belt	1
35	603 00 43-80	Screw 3/8-24x5.5 Hex Loc Ptch	1
36	603 00 36-17	Washer, 3/8 Type B Flat	1
		Note: Item 29 not shown.	

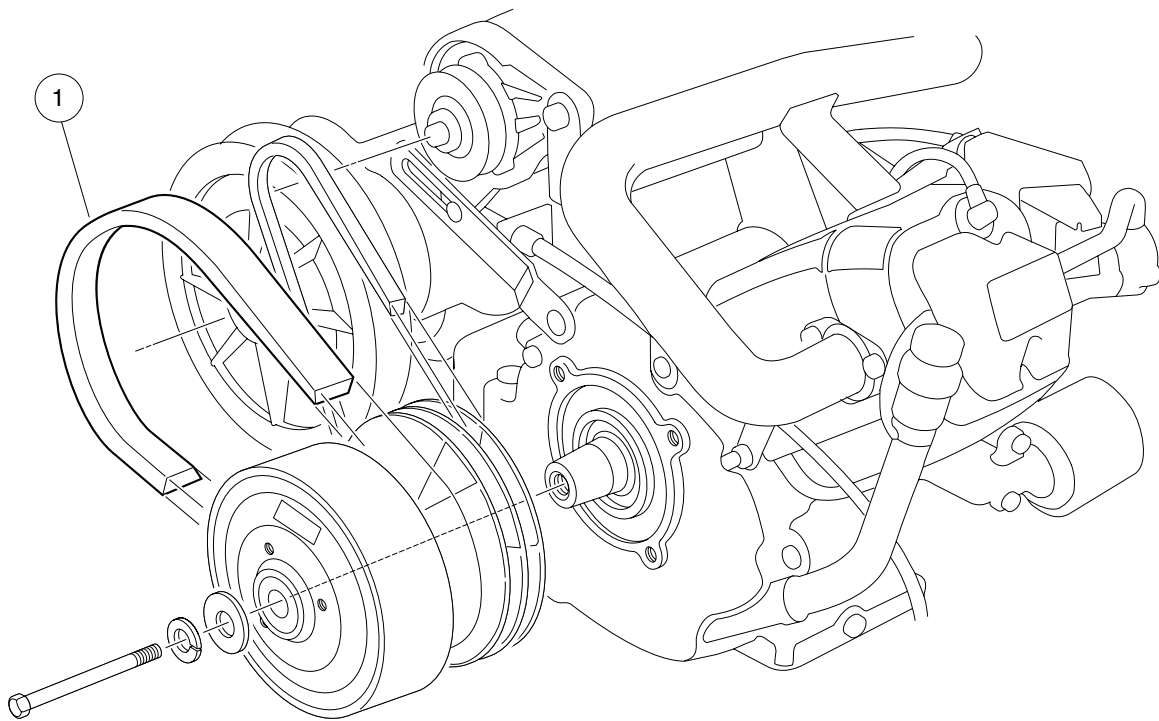


000218-001

DRIVE BELT – FE290

ITEM	PART NO.	DESCRIPTION	QTY
1	603 00 30-85	1 2 3 4 Belt, Drive	1

11
G



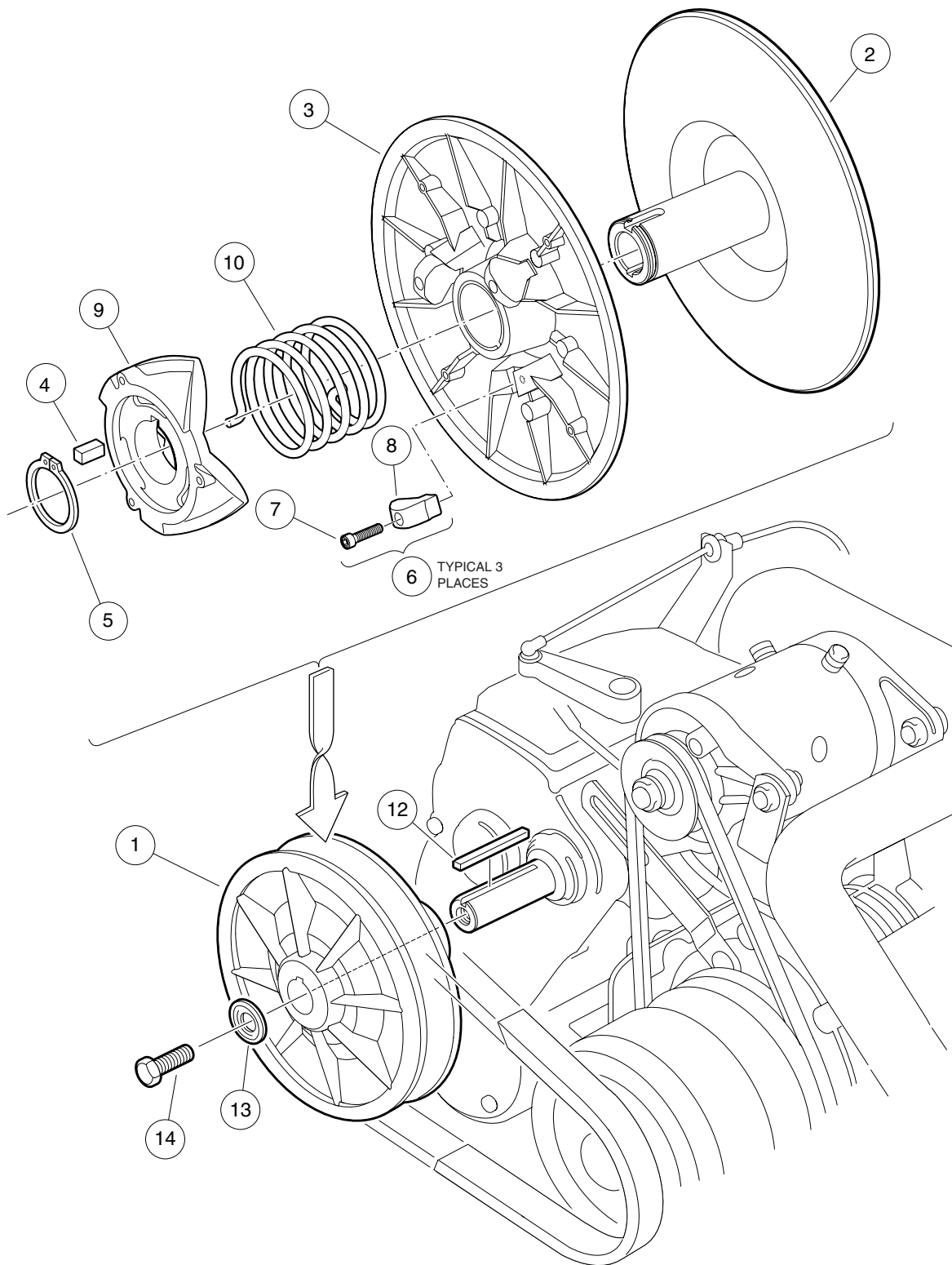
000218-001

DRIVE BELT – FE350

ITEM	PART NO.	DESCRIPTION	QTY
1	603 00 31-57	<div style="display: flex; justify-content: space-between; margin-bottom: 5px;"> 1 2 3 4 </div> Belt, Drive (FE350)	1

11

G



000219-001

DRIVEN CLUTCH

ITEM	PART NO.	DESCRIPTION	QTY
		1 2 3 4	
1	603 00 05-18	Assembly, Driven Clutch (includes items 2 through 10)	1
2	603 00 02-05	Fixed Face Assy, Driven Clutch	1
3	603 00 02-06	Movable-Face Assembly with Bushing	1
4	603 00 02-07	Key, Driven Clutch	1
5	603 00 02-08	Ring, Retaining	1
6	603 00 20-66	Kit, Driven Clutch Button (includes items 7 and 8)	1
7	603 00 30-55	Screw, #8-32 X 3/4 Socket-Head Cap	3
8	N/A	Button, Drive	3
9	603 00 04-30	Cam, Driven Clutch	1
10	603 00 05-22	Spring, Driven Clutch, Reversed	1
11	603 00 03-91	Kit, Clutch Repair (includes items 12 through 14)	1
12	603 00 05-15	Key, 3/16 Sq X 1.50"	1
13	N/A	Washer, Driven Clutch	1
14	603 00 08-17	Screw, 5/16-18 X 3/4 Hex-Head with Patch	1

11

G

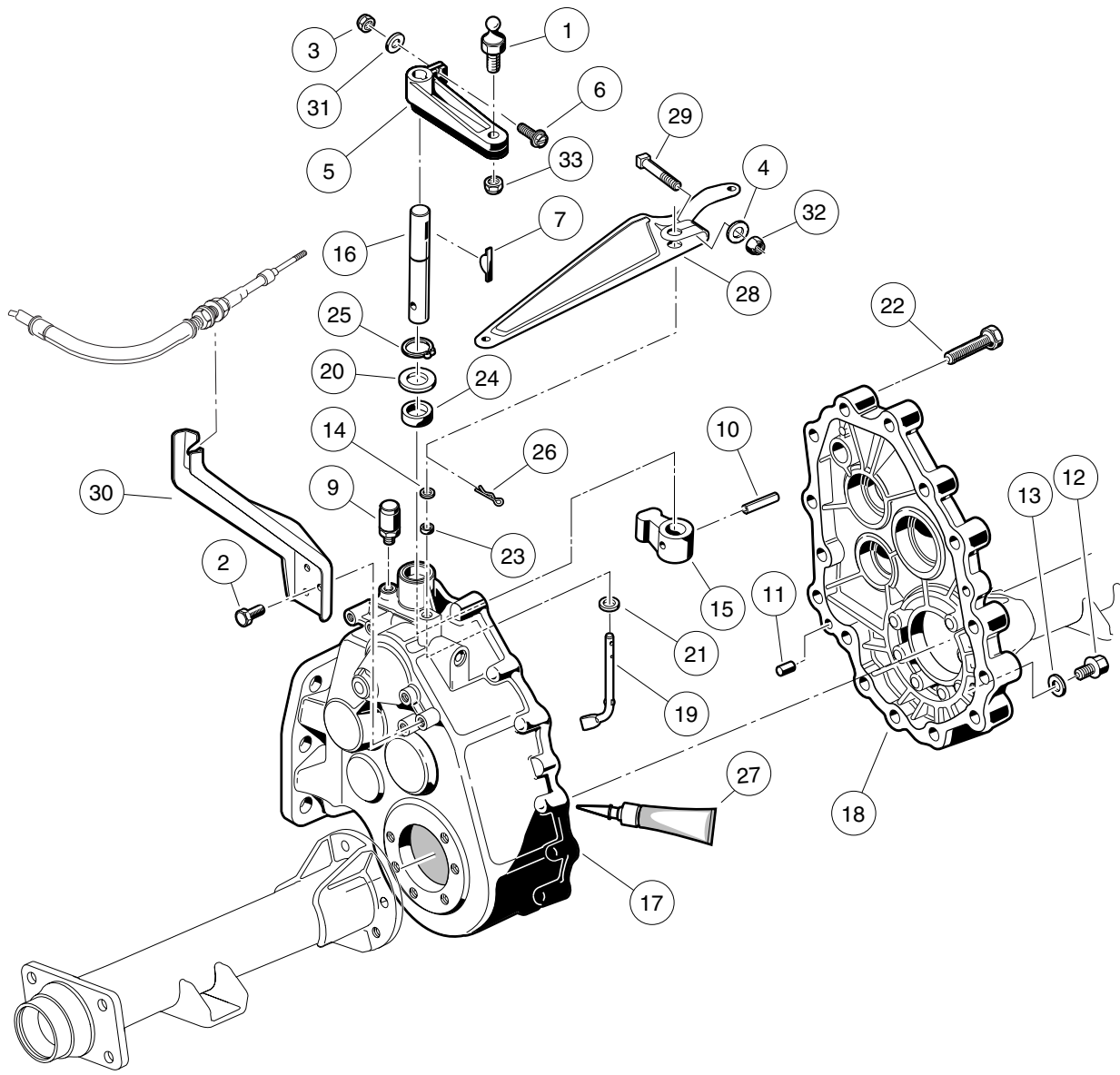
11

G

TRANSAXLE AND FNR SHIFTER- GASOLINE VEHICLE

12

G



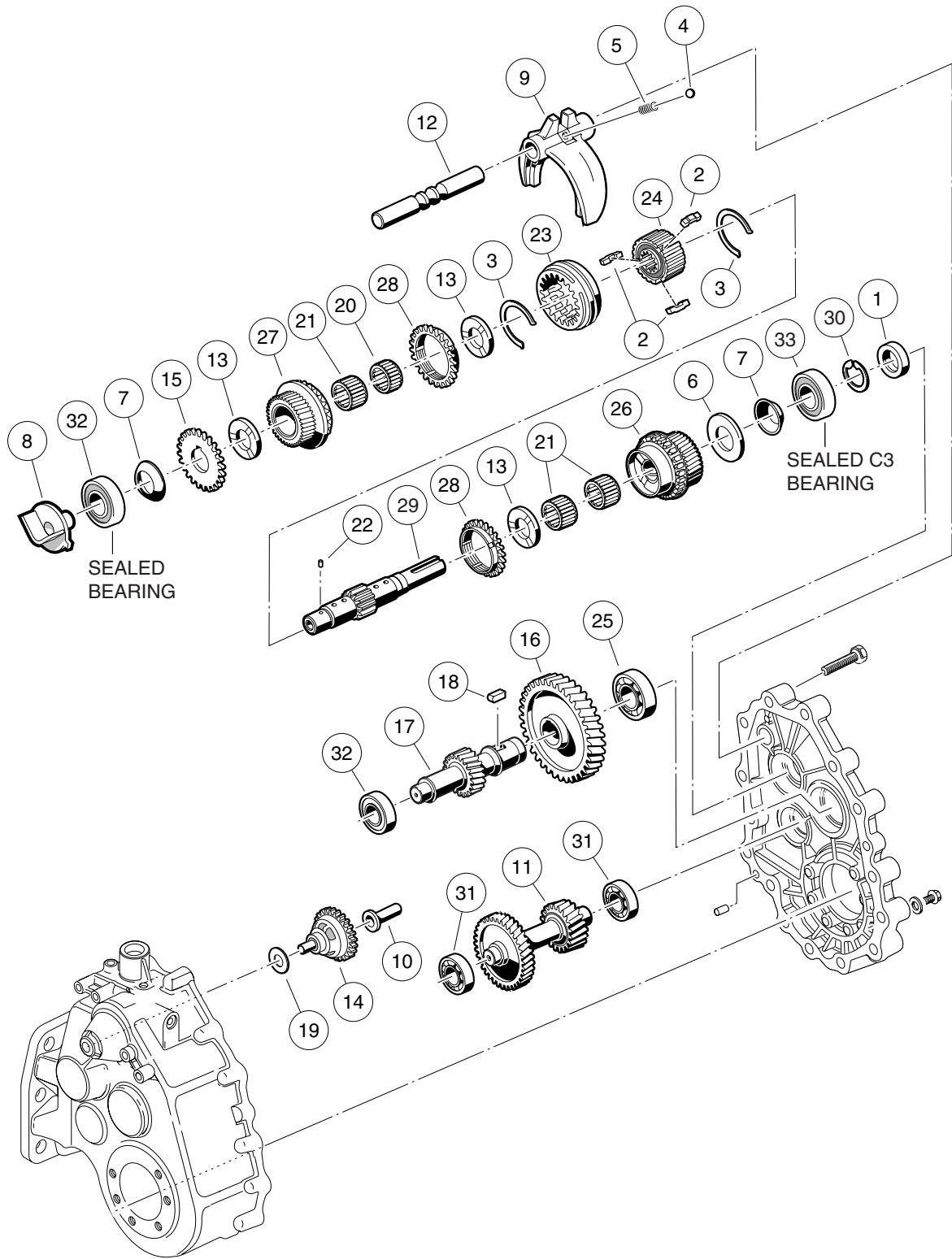
000220-001

TRANSAXLE – GASOLINE VEHICLES, GEAR CASES AND BRACKETS

ITEM	PART NO.	DESCRIPTION	QTY
		1 2 3 4	
1	603 00 01-17	Stud, 1/4-28 X 0.560 Ball	1
2	603 00 01-34	Screw, 1/4 X 0.625 Hex-Head	3
3	603 00 01-71	Locknut, #10-32 Nylon Insert	1
4	603 00 01-94	Washer, 1/4 Flat	1
5	603 00 02-88	Lever, Transmission Shift	1
6	603 00 03-83	Screw, #10-32 X 0.75, Hex-Head Machine	1
7	603 00 03-87	Key, Woodruff	1
8	603 00 31-92	Transaxle, 11.77 Ratio (includes items 9 through 27)	1
9	603 00 01-50	Breather	1
10	603 00 01-56	Roll Pin	1
11	603 00 01-59	Pin, Dowel	2
12	603 00 20-52	Fill Plug	2
13	603 00 02-95	Gasket, Drain Plug	1
14	603 00 03-29	Washer, M6 Flat	1
15	603 00 05-61	Lever, Change	1
16	603 00 05-62	Shaft - Change	1
17	603 00 32-07	Gear Case (driver side)	1
18	603 00 32-08	Gear Case (passenger side)	1
19	603 00 05-63	Arm Pivot	1
20	603 00 05-69	Washer	1
21	603 00 05-71	Washer	1
22	603 00 05-96	Screw, M8-1.25 X 40mm Hex-Head	15
23	603 00 05-97	Seal, Oil	1
24	603 00 05-98	Seal, Oil	1
25	603 00 05-99	Snap Ring	1
26	603 00 06-06	Pin, Cotter	1
27	603 00 06-07	Liquid Gasket (Transaxle case)	A/R
28	603 00 05-20	Arm, Governor	1
29	603 00 05-57	Screw, 1/4-20 X 1.00 Square-Head	1
30	603 00 32-33	Bracket, Shifter	1
31	603 00 00-51	Washer, #10 Type A Flat	1
32	603 00 00-89	Locknut, 1/4-20 Nylon Insert	1
33	603 00 00-94	Locknut, 1/4-28 Nylon Insert	1

12

G

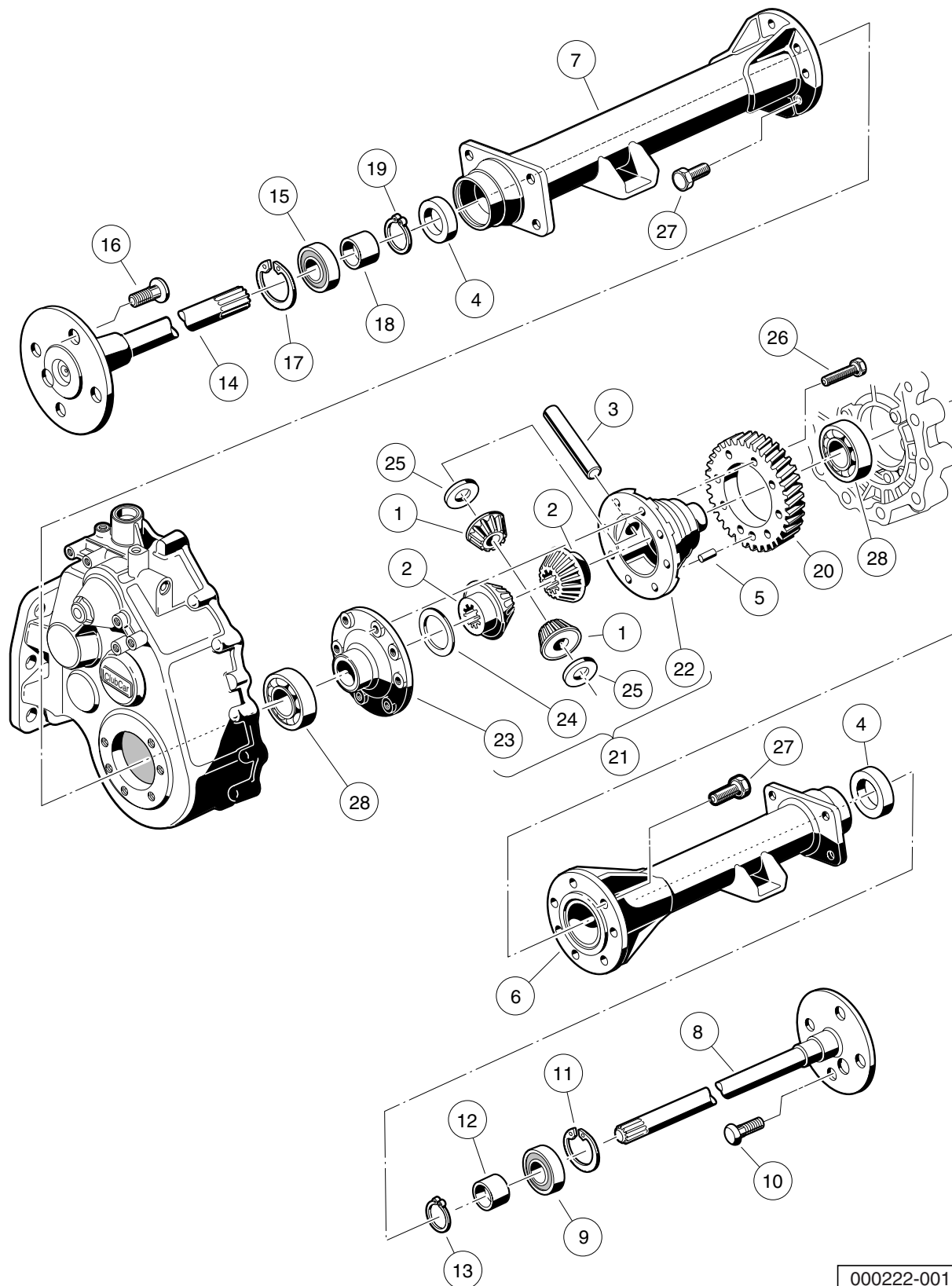


000221-001

TRANSAXLE – GASOLINE VEHICLES, TRANSMISSION AND GEAR REDUCTION

12
G

ITEM	PART NO.	DESCRIPTION	QTY
		1 2 3 4	
1	603 00 01-51	Oil Seal	1
2	603 00 01-52	Synchro Insert	3
3	603 00 01-53	Synchro Spring	2
4	603 00 01-54	Shifter Ball	1
5	603 00 01-55	Shifter Spring	1
6	603 00 02-86	Washer, Thrust	1
7	603 00 02-87	Washer, Spring	2
8	603 00 05-59	Guide	1
9	603 00 05-60	Fork - Shift	1
10	603 00 05-64	Sleeve, Governor	1
11	603 00 32-13	Gear, Cluster	1
12	603 00 05-65	Rod, Shift	1
13	603 00 05-66	Plate, Thrust	3
14	603 00 05-67	Governor Assembly	1
15	603 00 05-68	Gear, Spur	1
16	603 00 32-14	Gear, Helical (61 Tooth)	1
17	603 00 32-15	Gear, Helical (17 Tooth)	1
18	603 00 05-70	Key Sunk	1
19	603 00 05-72	Washer	1
20	603 00 06-00	Needle Bearing	1
21	603 00 06-01	Needle Bearing	3
22	603 00 06-02	Pin, .116" Dia X 0.264 Dowel	1
23	603 00 06-03	Sleeve, Synchro	1
24	603 00 06-04	Hub, Synchro Clutch	1
25	603 00 32-34	Bearing, Ball	1
26	603 00 06-22	Gear Assembly, 16-Degree Synchro (25 Tooth)	1
27	603 00 32-45	Gear Assembly, 16-Degree Rear Synchro (28 Tooth)	1
28	603 00 06-23	Ring, 16-Degree Synchronizer	2
29	603 00 10-82	Shaft, Trans, with Circlip	1
30	603 00 10-83	Circlip	1
31	603 00 00-76	Bearing	2
32	603 00 18-02	Bearing, Ball, Sealed	2
33	603 00 18-03	Bearing, Ball, Sealed	1
<p>Note: Items listed on this page are components of the unitized transaxle.</p>			



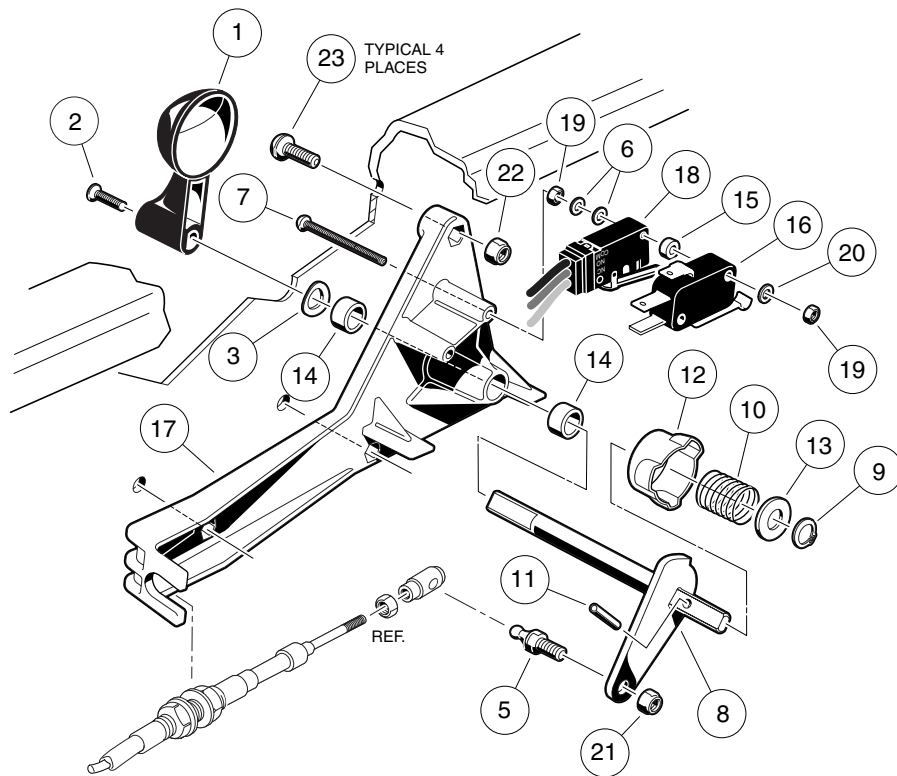
000222-001

TRANSAXLE – GASOLINE VEHICLES, DIFFERENTIAL AND AXLES

ITEM	PART NO.	DESCRIPTION	QTY
		1 2 3 4	
1	603 00 01-86	Differential Idler Gear	2
2	603 00 30-60	Gear, Differential	2
3	603 00 01-87	Pin, Differential	1
4	603 00 30-62	Axle Shaft Oil Seal	2
5	N/A	Dowel Pin	1
6	603 00 32-09	Pipe	1
7	603 00 32-10	Pipe	1
8	603 00 32-11	Axle Assembly, Passenger Side (includes items 9 through 13)	1
9	603 00 01-20	Outer Axle, Tube Bearing	1
10	603 00 01-89	Lug Stud	4
11	603 00 01-90	Circlip Type C	1
12	603 00 30-70	Bushing	1
13	603 00 31-51	Retaining Ring	1
14	603 00 32-12	Axle Assembly, Driver-Side (includes items 15 through 19)	1
15	603 00 01-20	Outer Axle, Tube Bearing	1
16	603 00 01-89	Lug Stud	4
17	603 00 01-90	Circlip Type C	1
18	603 00 30-70	Bushing	1
19	603 00 31-51	Retaining Ring	1
20	603 00 32-16	Gear, Helical	1
21	603 00 32-22	Kit, Differential Gear Case (includes items 22 through 25)	1
22	603 00 30-58	Differential Gear Case, Left-Hand	1
23	603 00 30-59	Differential Gear Case, Right-Hand	1
24	603 00 30-61	Plate, Thrust (Differential Gear)	1
25	603 00 01-88	Plate, Thrust (Idler Gear)	2
26	603 00 06-05	Screw, M8-1.25 X 35mm Hex Head	8
27	603 00 07-11	Bolt, M10 X 1.5 X 30mm	14
28	603 00 00-75	Inner Axle Tube Bearing	2
<p style="text-align: center;">Note: Items listed on this page are components of the unitized transaxle.</p>			

12

G

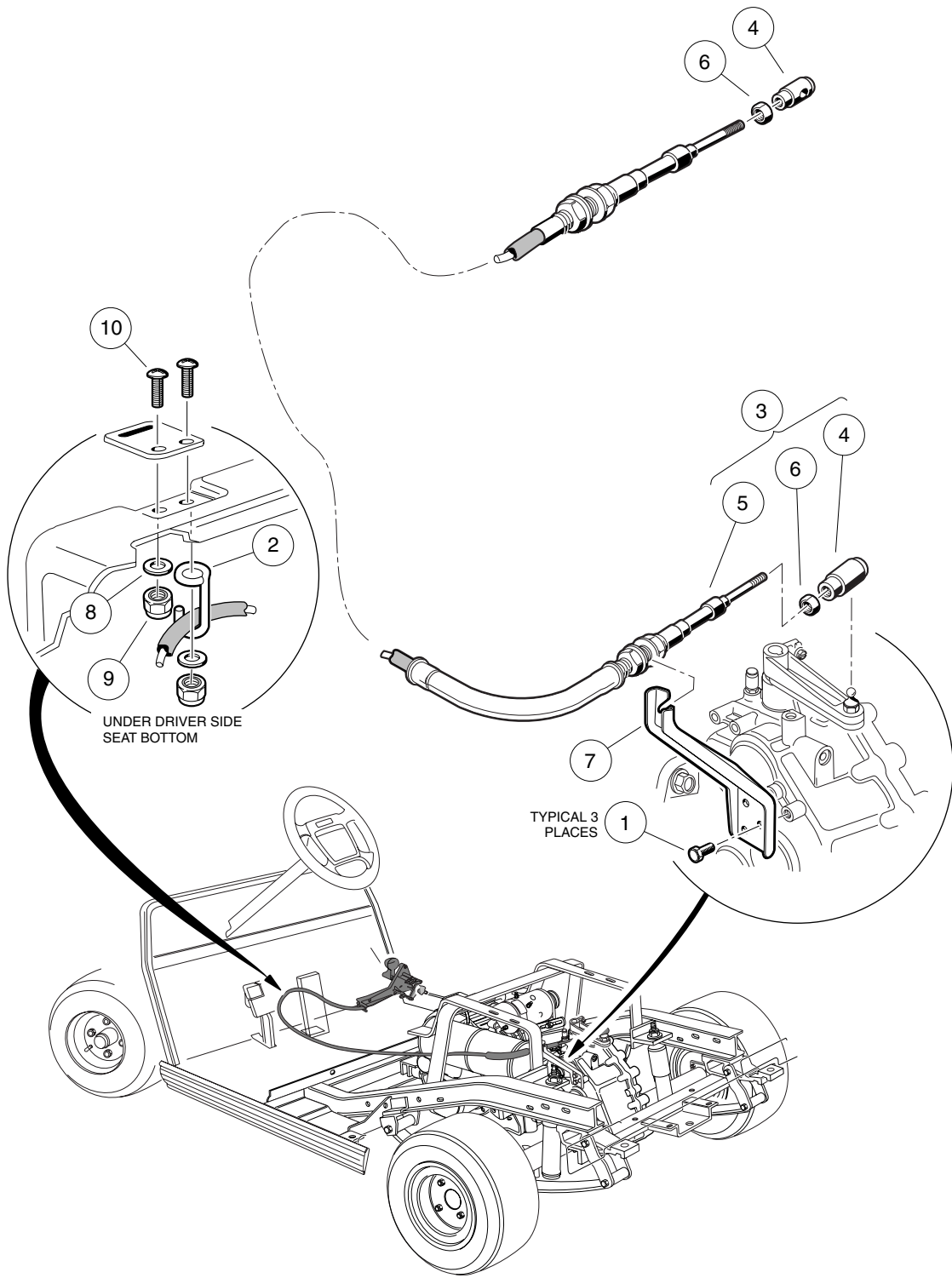


000236-001

FORWARD/REVERSE SHIFTER ASSEMBLY – GASOLINE VEHICLES

ITEM	PART NO.	DESCRIPTION	QTY
		1 2 3 4	
1	603 00 01-62	Handle, FNR	1
2	603 00 02-39	Screw, #8-32 X 0.63 Machine	1
3	603 00 02-82	Washer, Wave	1
4	603 00 03-78	Assembly, FNR Shifter (includes items 5 through 21)	1
5	603 00 01-17	Stud, 1/4-28 X 0.560 Ball	1
6	603 00 01-40	Washer, #4 Flat	4
7	603 00 01-46	Screw, #4-40 Machine	2
8	603 00 01-76	FNR Bell Crank Weldment	1
9	603 00 01-77	Ring, 0.338" Internal Retaining	1
10	603 00 01-78	Spring, FNR Cam	1
11	603 00 01-79	Pin, 1/8 X 1/2 Roll	1
12	603 00 02-09	Neutral Lockout Cam Kit (includes item 13)	1
13	603 00 02-04	Washer, 0.38" ID Delrin Flat	1
14	603 00 02-15	Bushing, Secondary Weight, Split	2
15	603 00 02-34	Washer, #4 Nylon Flat	2
16	603 00 02-35	Switch, Limit	1
17	603 00 02-89	FNR Shifter Base	1
18	603 00 06-21	Assembly, Switch, Limit	1
19	603 00 00-86	Nut, #4-40 Hex Machine	4
20	603 00 00-87	Lockwasher, #4 Helical Split	2
21	603 00 00-94	Locknut, 1/4-28 Nylon Insert	1
22	603 00 00-89	Locknut, 1/4-20 Nylon Insert	4
23	603 00 00-90	Screw, 1/4-20 X 0.75 Truss-Head Machine	4

12
G

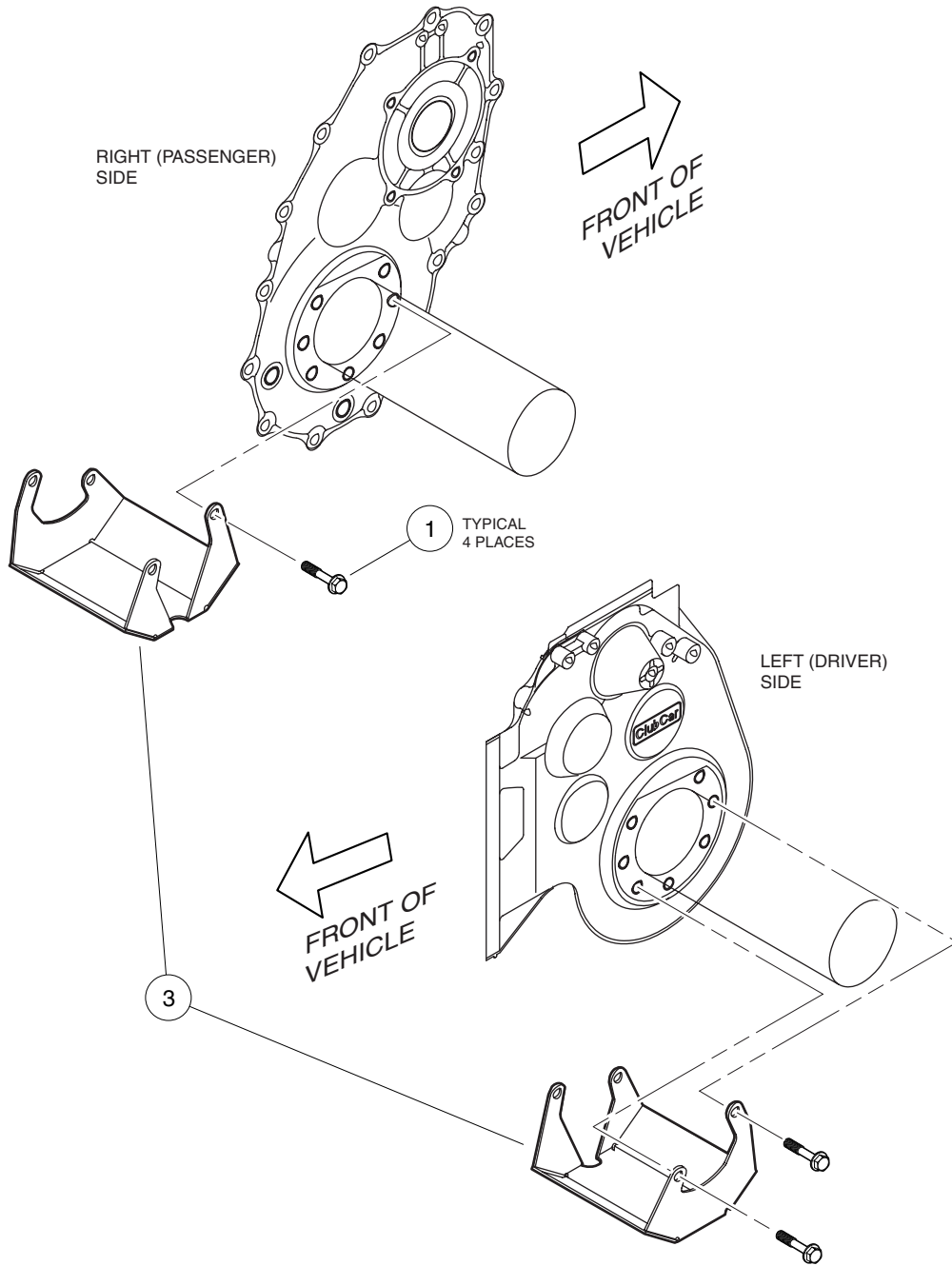


000248-001

FORWARD/REVERSE SHIFTER CABLE – GASOLINE VEHICLES

ITEM	PART NO.	DESCRIPTION	QTY
		1 2 3 4	
1	603 00 01-34	Screw, 1/4 X 0.625 Hex-Head	3
2	603 00 31-95	Cable Retainer	1
3	603 00 22-43	FNR Shifter Cable (includes items 4 through 6)	1
4	603 00 01-37	Joint, #10-32 Ball	2
5	N/A	Cable, Forward/Reverse Shifter	1
6	603 00 00-84	Nut, #10-32 Hex	2
7	603 00 32-33	Bracket, Shifter	1
8	603 00 00-54	Washer, 1/4 Type A Narrow Flat	4
9	603 00 00-89	Locknut, 1/4-20 Nylon Insert	4
10	603 00 00-91	Screw, 1/4-20 X 1.0 Truss-Head Machine	4

12
G



000366-001

DIFFERENTIAL GUARD

ITEM	PART NO.	DESCRIPTION	QTY
		1 2 3 4	
1	603 00 05-96	Screw, M8-1.25 X 40mm Hex-Head	4
2	603 00 36-36	Diff Guard Unitized Kit (Includes Instructions) (includes item 3)	1
3	N/A	Guard, Unitized Differential	1

12

G

12

G

MAINTENANCE AND SERVICE TOOLS

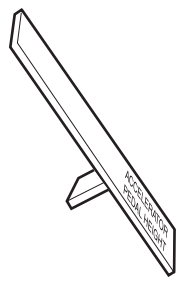
13

G

E

D

13
G
E
D



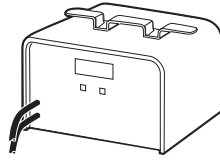
1



2



3



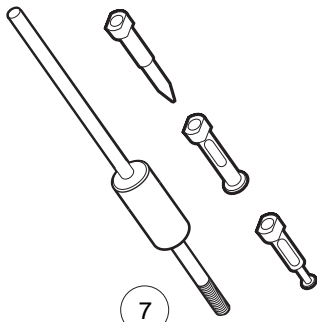
4



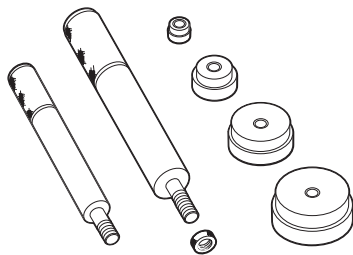
5



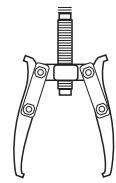
6



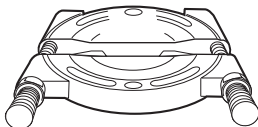
7



8



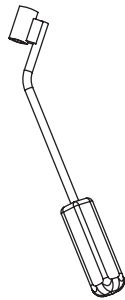
9



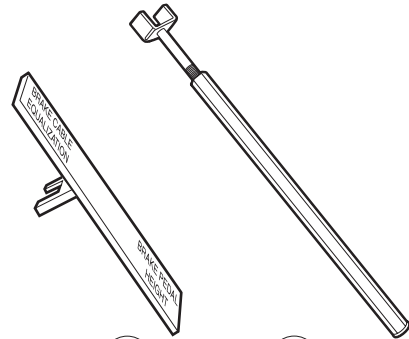
10




11



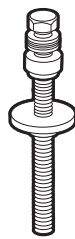
12



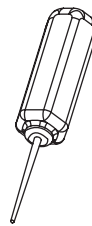
14 15
13



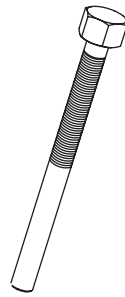
16



17



18



19

MAINTENANCE AND SERVICE TOOLS

ITEM	PART NO.	DESCRIPTION	QTY DIESEL	QTY GAS	QTY ELEC
		<p style="text-align: center;">1 2 3 4</p> <p>The following tool list includes all tools available from Husqvarna for maintenance and service procedures for gasoline, electric, and/or diesel vehicles, both past and present models. Be sure to carefully examine the tool list for applicability to your vehicle before ordering.</p>			
1	603 00 18-32	Accelerator Pedal Adjustment Tool		1	1
2	603 00 18-33	Adhesive, Guide Ring, 3-Gram Tube			1
3	603 00 18-34	Arbor		1	
4	603 00 18-35	Battery Discharge Machine, 36/48 Volt			1
5	603 00 00-03	Battery Terminal Protector Spray	1	1	1
6	603 00 18-37	Battery Thermometer	1	1	1
7	603 00 18-38	Bearing and Oil Seal Remover Assembly	1	1	1
8	603 00 18-39	Bearing Driver Set	1	1	1
9	603 00 18-40	Bearing Puller	1	1	1
10	603 00 18-41	Bearing Puller Wedge Attachment	1	1	1
11	603 00 18-42	Brake Adjustment Tool (used only on vehicles with manually adjusted mechanical brakes)		1	1
12	603 00 18-43	Brake Cable Release Tool	1	1	1
13	603 00 18-44	Brake Pedal Adjustment Tool Kit (includes items 14 and 15)			1
14	****	Brake Pedal Adjustment Tool			1
15	****	Brake Pedal Tension Tool			1
16	603 00 18-46	Calibration Test Module			1
17	603 00 18-47	Cam Installation Tool		1	
18	603 00 18-48	Charger Bezel Tool			1
19	603 00 18-49	Clutch Removal Tool (for 4x4 vehicles)	1	1	
		<p>Please refer to the maintenance and service manual for proper tool application.</p> <p>**** Special order item available upon request</p>			

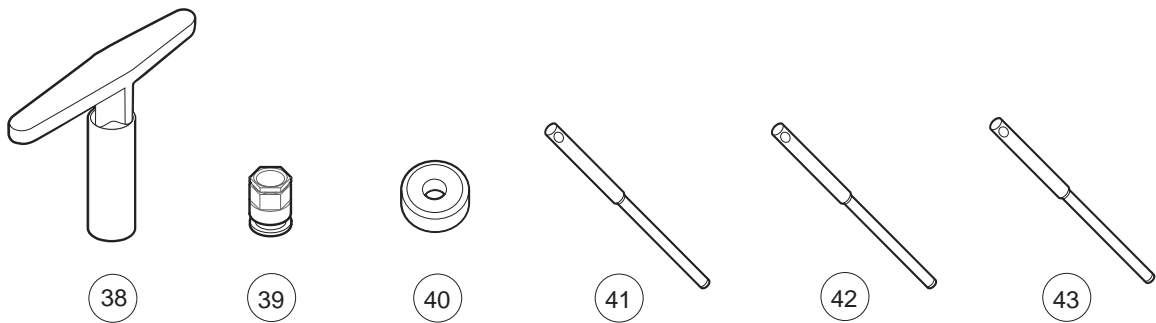
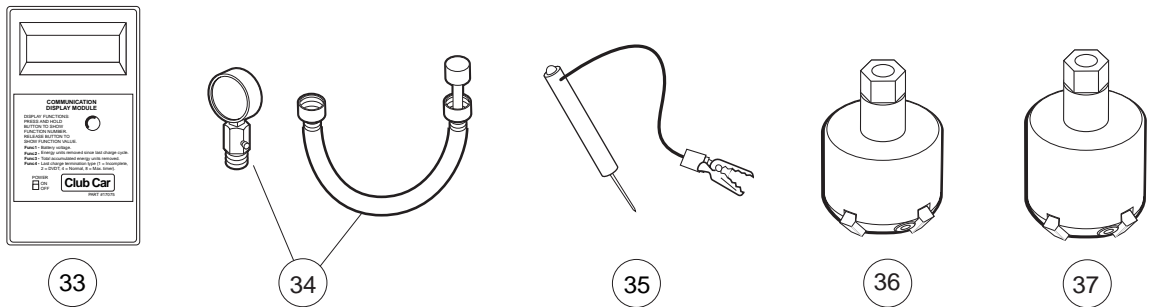
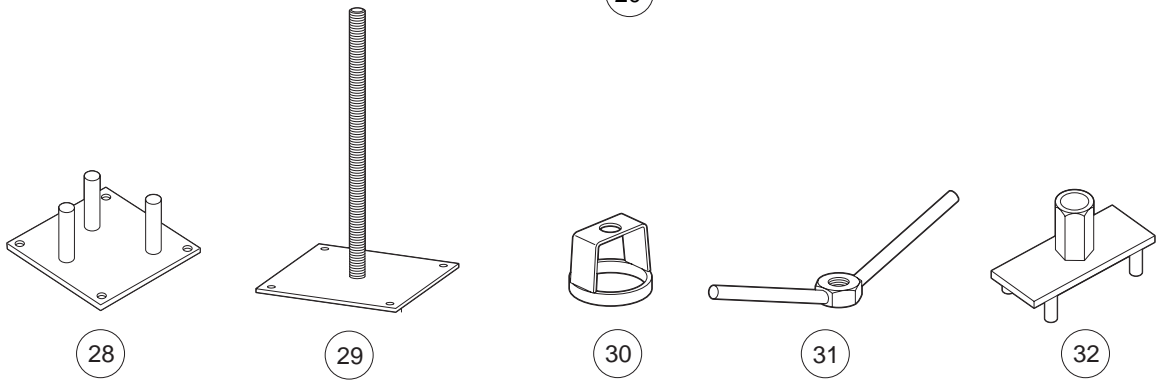
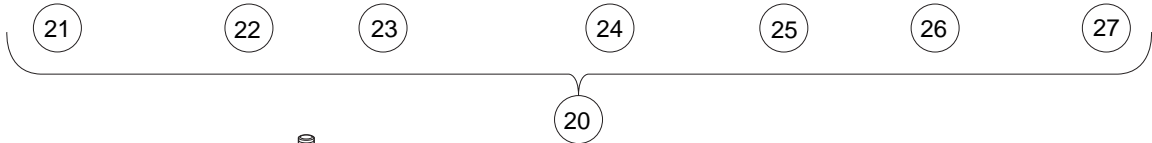
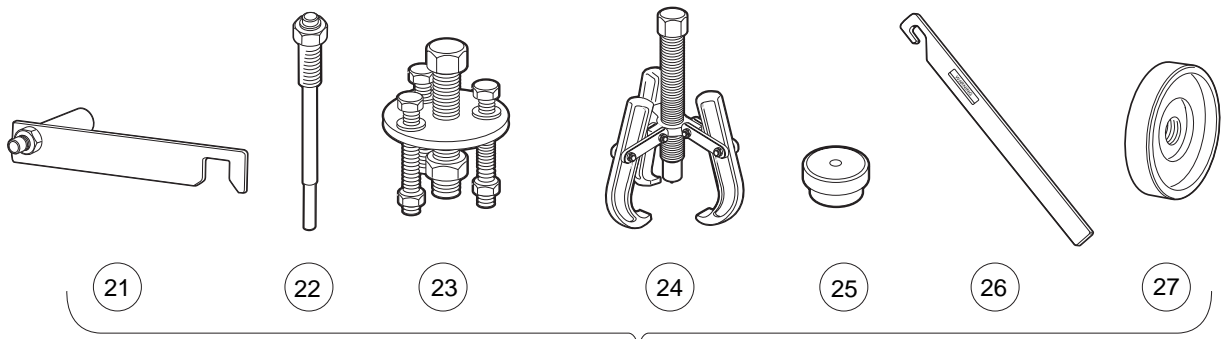
13

G

E

D

13
G
E
D



MAINTENANCE AND SERVICE TOOLS, CONTINUED

ITEM	PART NO.	DESCRIPTION	QTY DIESEL	QTY GAS	QTY ELEC
		1 2 3 4			
20	603 00 18-50	Clutch Tool Kit (includes items 21 - 27)		1	
21	603 00 18-51	Clutch Alignment Tool (for pre-unitized transaxle vehicles built prior to 1997 model year)		1	
22	603 00 18-52	Drive Clutch Puller (for Kawasaki engines only)		1	
23	603 00 18-53	Drive Clutch Hub Puller (for Kawasaki engines only)		1	
24	603 00 18-54	Driven Clutch Cam Puller (for Kawasaki engines only)		1	
25	603 00 18-55	Driven Clutch Puller Plug (for Kawasaki engines only)		1	
26	603 00 18-56	Drive Clutch Holder Tool Assembly (for Kawasaki engines only)		1	
27	603 00 18-57	Press Weldment (for Kawasaki engines only)		1	
28	603 00 18-58	Drive ClutchFixed Sheave Tool (for 4x4 vehicles)			1
29	603 00 18-60	Driven Clutch Spring Compression Base (for use with items 30 and 31) (for 4x4 vehicles)	1	1	
30	603 00 18-61	Driven Clutch Spring Compression Collar (for use with items 29 and 31) (for 4x4 vehicles)	1	1	
31	603 00 18-62	Driven Clutch Spring Compression Nut (for use with items 29 and 30) (for 4x4 vehicles)	1	1	
32	603 00 18-59	Drive Clutch Spider Removal Tool (for 4x4 vehicles)	1	1	
33	603 00 18-63	Communication Display Module			1
34	603 00 18-64	Compression Gauge and Adapter		1	
35	603 00 18-67	Continuity Tester		1	1
36	603 00 29-35	Cutter, Valve Seat, #122		1	
37	603 00 29-36	Cutter, Valve Seat #115		1	
38	603 00 29-38	Wrench, T, #505		1	
39	603 00 29-38	Adapter, T-Wrench.....		1	
40	603 00 18-75	Cutter, Valve Seat, 60 Degree (requires item 51) (for Honda GX620 Gasoline Engines)		1	
41	603 00 29-39	Pilot, 6.6 MM.....		1	
42	603 00 29-40	Pilot, 6.62 MM.....		1	
43	603 00 29-41	Pilot, 6.65 MM.....		1	
		Please refer to the maintenance and service manual for proper tool application.			

13

G

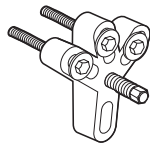
E

D

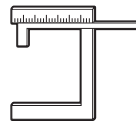
13
G
E
D



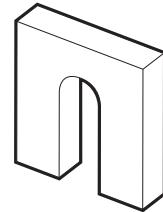
44



45



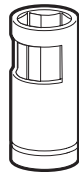
46



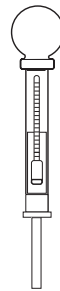
47



48



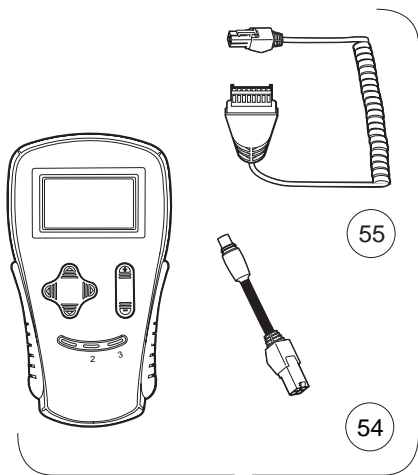
49



50



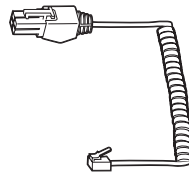
51




52 53

55

54



56



57



58



59 60



61

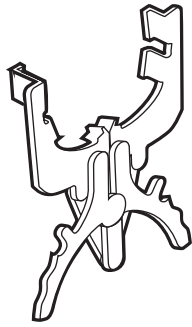
MAINTENANCE AND SERVICE TOOLS, CONTINUED

ITEM	PART NO.	DESCRIPTION	QTY	QTY	QTY	13
			DIESEL	GAS	ELEC	
		1 2 3 4				G
44	603 00 00-01	Dry Moly Lubricant	1	1	1	
45	603 00 18-81	Flywheel Puller Kit (for Kawasaki Engines)		1		D
46	603 00 18-83	Gauge, Carburetor Float Level (for Honda GX620 Gasoline Engines)		1		
47	603 00 18-86	Gear Yoke	1	1	1	
48	603 00 18-87	Governor Shaft Installation Tool (for Kawasaki Engine Vehicles)		1		
49	603 00 18-89	Hydraulic Brake Adjuster (for HUV 4213)			1	
50	603 00 18-90	Hydrometer	1	1	1	
51	603 00 18-92	Internal Retaining Ring Pliers	1	1	1	
52	603 00 26-87	IQ Display Module (IQDM) Kit (for electric vehicles only)			1	
		(includes items 54 and 55)				
53	603 00 33-69	IQ Display Module (IQDM-P) Kit (for electric vehicles only)			1	
		(includes items 54 and 55)				
54	603 00 18-94	Adaptor, Cable			1	
55	603 00 18-95	IQDM Series 2 Cable			1	
56	603 00 18-96	IQDM Series 1 Cable (replacement)			1	
57	603 00 06-07	Liquid Gasket (transaxle case)	1	1	1	
58	603 00 29-92	Moly-Teflon Lubricant (4-oz. (113-gram) tube)			1	
59	603 00 33-70	Paint, Touch-Up – Beige		1	1	
59	603 00 33-71	Paint, Touch-Up – Black		1	1	
59	603 00 33-72	Paint, Touch-Up – Burgundy		1	1	
59	603 00 33-73	Paint, Touch-Up – Classic Blue (Navy)		1	1	
59	603 00 33-74	Paint, Touch-Up – Dark Gray	1	1	1	
59	603 00 33-75	Paint, Touch-Up – Dark Green	1	1	1	
59	603 00 33-76	Paint, Touch-Up – Gray	1	1	1	
59	603 00 33-77	Paint, Touch-Up – Red	1	1	1	
59	603 00 33-78	Paint, Touch-Up – Royal Blue (Pacific Blue)		1	1	
59	603 00 33-79	Paint, Touch-Up – White	1	1	1	
60	603 00 33-80	Paint, Precedent Underbody – Gray.....		1	1	
61	603 00 33-81	Paint Pen, Touch-Up, Precedent Underbody – Black.....		1	1	
		Please refer to the maintenance and service manual for proper tool application.				

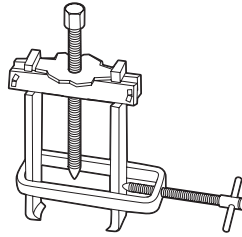
13
G
E
D



62



63




64



65



66



67



68



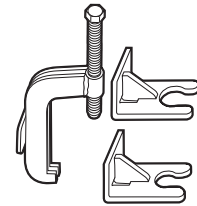
69



70



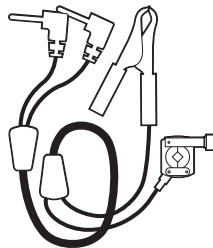
71



72



73



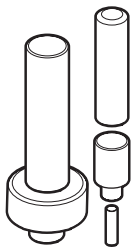
74




75



76



77



83



84



85



86

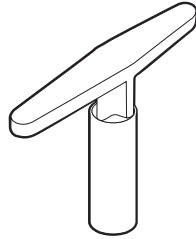
MAINTENANCE AND SERVICE TOOLS, CONTINUED

ITEM	PART NO.	DESCRIPTION	QTY	QTY	QTY	13
			DIESEL	GAS	ELEC	
		1 2 3 4				
62	603 00 19-10	Piston Ring Compressor Kit (FE290, FE350 and FE400 engines)		1		G
63	603 00 19-11	Piston Ring Pliers (for Kawasaki Engines)		1		E
64	603 00 19-13	Puller, Special Use (for Kubota D722 Diesel Engines)	1			D
65	603 00 19-14	Retaining Ring Pliers, 45° External	1	1	1	
66	603 00 19-15	Retaining Ring Pliers, 90° Internal	1	1	1	
67	603 00 19-16	Safety First Card (50 per pack)	1	1	1	
68	603 00 19-17	Seal Puller	1	1	1	
69	603 00 19-18	Spanner Wrench (for coil over shock front suspension vehicles only)	1	1		
70	603 00 19-19	Steering Column Bearing Press Tool		1	1	
71	603 00 19-20	Steering Column Retaining Ring Tool		1	1	
72	603 00 19-21	Steering Wheel Puller Tool	1	1	1	
73	603 00 20-07	Tachometer (includes gasoline engine pick up lead only)	1	1		
74	603 00 19-23	Tachometer Diesel Probe (for use with item 73)	1			
75	603 00 19-24	Transaxle Axle Seal Tool		1		
76	603 00 19-25	Transaxle Pinion Seal Tool		1		
77	603 00 19-26	Transmission Tool Kit		1		
78	603 00 00-05	Tune-Up Kit, All OHV (for Kawasaki Engines) (includes air filter, spark plug, oil filter, fuel filters) (not shown)		1		
79	603 00 00-35	Tune-Up Kit, Gx620 (for Honda Engines) (includes air filter, spark plug, oil filter, fuel filters) (not shown)		1		
80	603 00 00-40	Tune-Up Kit, D722 (for Kubota Engines) (includes air filter, oil filter, fuel filters, water separator filter) (not shown)	1			
81	603 00 36-13	Tune-Up Kit, Precedent (for FE290/350 Engines) (includes air filter, spark plug, oil filter, fuel filters) (not shown)			1	
82	603 00 19-28	Valve Clearance Adjuster Screw Holder (for FE290 engines only)		1		
83	603 00 19-29	Valve Guide Driver (for Honda GX620 Gasoline Engines)		1		
84	603 00 19-30	Valve Guide Reamer (FE290, FE350, and FE400 only).....		1		
85	603 00 19-31	Valve Guide Reamer, 6.6 mm (for Honda GX620 Gasoline Engines)		1		

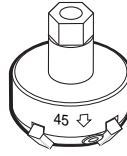
13
G
E
D



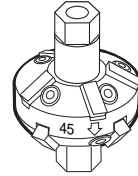
87




88



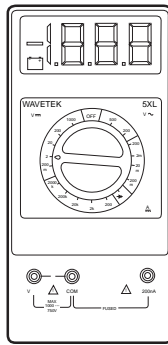
89



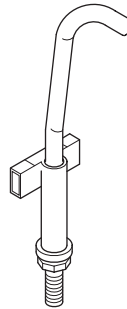
90



91



92



93

MAINTENANCE AND SERVICE TOOLS, CONTINUED

ITEM	PART NO.	DESCRIPTION	QTY DIESEL	QTY GAS	QTY ELEC
		1 2 3 4			
86	603 00 19-27	Valve Seat Cutter Guide		1	
87	603 00 18-78	Valve Seat Cutter T-Wrench		1	
88	603 00 18-36	Valve Seat Cutter, 45° (32 mm diameter) (for FE290 engines only)		1	
89	603 00 01-00	Valve Seat Cutter, 45°/30° (35 mm diameter)		1	
90	603 00 00-43	Valve Spring Compressor		1	
91	603 00 00-38	Volt Ohm Meter	1	1	1
92	603 00 27-87	Tool, Tensioning, Starter Generator (For gasoline vehicles)		1	

13

G

E

D

INDEX

Part Number and Page

102 76 66-05	1-3	603 00 00-86	6-21, 12-9	603 00 01-62	12-9
102 79 68-01	1-21	603 00 00-87	12-9	603 00 01-63	6-13
102 79 68-03	1-21	603 00 00-88	5-13, 5-15	603 00 01-64	6-13
102 79 68-04	1-21	603 00 00-89	1-3, 1-21, 1-25, 1-29, 4-9, 9-3, 12-3, 12-9, 12-11	603 00 01-65	6-13
102 79 68-05	1-21	603 00 00-90	9-3, 12-9	603 00 01-66	5-7
102 82 97-03	1-19	603 00 00-91	1-21, 12-11	603 00 01-67	5-7
102 82 97-04	1-19	603 00 00-92	11-3	603 00 01-68	5-7
102 82 98-02	1-19	603 00 00-94	4-9, 6-7, 12-3, 12-9	603 00 01-69	5-7
531 30 11-14	1-17	603 00 00-95	1-17, 1-19, 4-7, 4-9, 5-3, 5-7, 5-9, 5-11, 5-17, 6-15, 6-17	603 00 01-70	5-7
531 30 71-52	1-3	603 00 00-96	1-29, 5-11, 5-17	603 00 01-71	12-3
531 30 73-72	1-13	603 00 00-97	9-5	603 00 01-73	9-5
531 30 95-42	9-3	603 00 00-99	9-5	603 00 01-75	4-7
531 30 95-43	9-5	603 00 01-00	13-11	603 00 01-76	12-9
603 00 00-01	13-7	603 00 01-01	1-27, 5-9	603 00 01-77	6-7, 12-9
603 00 00-02	6-19	603 00 01-04	5-17	603 00 01-78	12-9
603 00 00-03	13-3	603 00 01-05	5-11	603 00 01-79	12-9
603 00 00-04	9-17	603 00 01-08	1-13	603 00 01-80	6-7
603 00 00-05	13-9	603 00 01-10	1-27	603 00 01-81	9-3
603 00 00-06	7-7, 8-7	603 00 01-11	7-15, 8-15	603 00 01-83	9-15
603 00 00-07	7-5, 8-5	603 00 01-12	4-7	603 00 01-84	10-3, 10-5
603 00 00-08	9-3	603 00 01-13	1-29, 4-5	603 00 01-85	9-3, 9-5, 9-11, 9-13
603 00 00-24	2-3	603 00 01-15	4-5	603 00 01-86	12-7
603 00 00-33	2-3	603 00 01-16	6-19	603 00 01-87	12-7
603 00 00-35	13-9	603 00 01-17	6-7, 12-3, 12-9	603 00 01-88	12-7
603 00 00-38	13-11	603 00 01-19	4-11	603 00 01-89	12-7
603 00 00-40	13-9	603 00 01-20	12-7	603 00 01-90	12-7
603 00 00-43	13-11	603 00 01-21	4-5	603 00 01-91	6-9
603 00 00-51	9-17, 11-3, 12-3	603 00 01-25	1-23	603 00 01-92	4-9
603 00 00-52	1-27	603 00 01-26	4-9	603 00 01-93	4-3, 7-15, 8-15
603 00 00-53	1-17, 1-19, 1-27, 1-29	603 00 01-27	5-3, 8-15, 9-11, 9-15	603 00 01-94	4-9, 12-3
603 00 00-54	1-3, 1-21, 1-23, 1-29, 9-17, 10-3, 10-5, 12-11	603 00 01-29	4-11	603 00 01-95	11-3
603 00 00-55	1-29, 4-9, 5-3, 5-7, 7-15, 8-15	603 00 01-30	4-7	603 00 01-96	11-3
603 00 00-56	5-11	603 00 01-31	9-3	603 00 01-97	11-3
603 00 00-58	10-3, 10-5	603 00 01-32	1-17, 1-19	603 00 01-98	11-3
603 00 00-59	6-15, 6-17, 7-15, 8-15	603 00 01-33	7-15, 8-15	603 00 01-99	11-3
603 00 00-62	4-5	603 00 01-34	9-15, 12-3, 12-11	603 00 02-00	11-3
603 00 00-63	4-7, 5-7, 5-9	603 00 01-35	6-7	603 00 02-01	11-3
603 00 00-65	1-25, 4-5, 4-7, 4-9, 6-7, 6-15, 6-17, 6-19, 10-3, 10-5	603 00 01-36	1-29, 5-11, 5-17	603 00 02-02	11-3
603 00 00-66	4-7, 6-7, 6-15, 6-17	603 00 01-37	12-11	603 00 02-03	11-3
603 00 00-67	9-17	603 00 01-39	1-21	603 00 02-04	6-7, 11-3, 12-9
603 00 00-68	4-9, 5-7	603 00 01-40	6-21, 12-9	603 00 02-05	11-9
603 00 00-70	5-13, 5-15	603 00 01-42	10-3, 10-5	603 00 02-06	11-9
603 00 00-71	1-5, 6-19	603 00 01-45	7-15, 8-15	603 00 02-07	11-9
603 00 00-72	5-3, 6-15, 6-17, 9-15, 10-3, 10-5	603 00 01-46	12-9	603 00 02-08	11-9
603 00 00-74	1-25	603 00 01-47	5-3	603 00 02-09	12-9
603 00 00-75	12-7	603 00 01-48	5-3	603 00 02-10	9-3
603 00 00-76	12-5	603 00 01-49	9-3	603 00 02-11	6-7
603 00 00-78	1-25, 4-5, 4-7, 4-9, 6-7, 6-19	603 00 01-50	12-3	603 00 02-12	5-3
603 00 00-81	4-5, 4-9	603 00 01-51	12-5	603 00 02-13	5-3
603 00 00-82	6-7	603 00 01-52	12-5	603 00 02-15	6-7, 12-9
603 00 00-83	1-21, 1-25, 1-29, 10-3, 10-5	603 00 01-53	12-5	603 00 02-16	5-3
603 00 00-84	6-7, 12-11	603 00 01-54	12-5	603 00 02-17	5-3
		603 00 01-55	12-5	603 00 02-18	5-3
		603 00 01-56	12-3	603 00 02-19	11-3
		603 00 01-59	12-3	603 00 02-20	5-3, 6-19, 11-3
				603 00 02-21	6-13

INDEX

603 00 02-22	1-21	603 00 03-07	7-11, 8-11	603 00 03-63	7-5, 8-5
603 00 02-24	6-19	603 00 03-08	7-5, 8-5	603 00 03-64	7-5, 8-5
603 00 02-27	11-3	603 00 03-09	7-3, 7-5, 7-11, 8-3, 8-5	603 00 03-66	6-9
603 00 02-30	9-3	603 00 03-10	7-7, 8-7	603 00 03-69	11-3
603 00 02-31	9-3	603 00 03-11	7-9, 7-11, 8-9	603 00 03-71	6-21
603 00 02-33	5-17	603 00 03-12	7-13, 8-13	603 00 03-75	6-15, 6-17
603 00 02-34	12-9	603 00 03-13	7-11, 8-11	603 00 03-78	12-9
603 00 02-35	12-9	603 00 03-14	7-7, 8-7	603 00 03-83	12-3
603 00 02-37	9-3	603 00 03-15	7-9, 8-9	603 00 03-86	5-3
603 00 02-38	6-7	603 00 03-16	7-9, 8-9	603 00 03-87	12-3
603 00 02-39	12-9	603 00 03-17	9-11, 9-13	603 00 03-89	5-5
603 00 02-40	9-5, 9-11, 9-13	603 00 03-18	7-9, 8-9	603 00 03-90	5-3
603 00 02-41	9-5	603 00 03-19	9-7, 9-9	603 00 03-91	11-9
603 00 02-42	9-5	603 00 03-20	7-9, 8-9	603 00 03-92	4-9
603 00 02-47	7-3, 8-3	603 00 03-21	7-11, 8-11	603 00 03-93	4-9
603 00 02-49	6-7	603 00 03-22	7-11, 8-11	603 00 03-95	4-9
603 00 02-51	6-7	603 00 03-23	7-5, 8-5	603 00 03-96	8-7
603 00 02-52	6-7	603 00 03-24	9-7, 9-9	603 00 03-97	8-9, 8-11
603 00 02-53	6-7	603 00 03-25	9-7, 9-9	603 00 03-98	8-9
603 00 02-57	6-7	603 00 03-26	7-7, 8-7	603 00 03-99	8-9
603 00 02-63	1-29, 5-11, 5-17	603 00 03-27	7-11, 8-11	603 00 04-00	8-9
603 00 02-64	5-7, 5-9, 5-13, 5-15	603 00 03-28	7-3, 8-3	603 00 04-01	8-11
603 00 02-65	7-3, 8-3	603 00 03-29	12-3	603 00 04-02	7-5, 8-5
603 00 02-66	6-7	603 00 03-30	7-9, 8-9	603 00 04-03	8-13
603 00 02-67	6-7	603 00 03-31	7-9, 8-9	603 00 04-04	8-9
603 00 02-68	6-7, 9-17	603 00 03-32	7-11, 8-11	603 00 04-05	7-5, 8-5
603 00 02-70	10-3, 10-5	603 00 03-33	7-3, 8-3	603 00 04-06	7-7, 8-7
603 00 02-71	9-15	603 00 03-34	7-11, 8-11	603 00 04-07	8-7
603 00 02-73	6-15, 6-17	603 00 03-35	7-7, 8-7	603 00 04-08	8-7
603 00 02-74	7-3, 8-3	603 00 03-36	7-11, 8-11	603 00 04-09	9-7, 9-9
603 00 02-75	9-5	603 00 03-37	7-3, 8-3	603 00 04-10	8-5
603 00 02-77	6-15, 6-17	603 00 03-38	7-13, 8-13	603 00 04-11	9-11, 9-13
603 00 02-81	5-3	603 00 03-39	7-5, 7-9, 7-11, 8-5, 8-9, 8-11	603 00 04-12	8-13
603 00 02-82	11-3, 12-9	603 00 03-40	9-15	603 00 04-13	8-9
603 00 02-85	11-3	603 00 03-41	7-3, 7-13, 8-3, 8-13, 9-11, 9-13	603 00 04-14	8-3
603 00 02-86	12-5	603 00 03-42	7-9, 8-9	603 00 04-15	8-3
603 00 02-87	12-5	603 00 03-43	7-9, 8-9	603 00 04-16	8-3
603 00 02-88	12-3	603 00 03-44	7-5, 8-5	603 00 04-17	8-3
603 00 02-89	12-9	603 00 03-45	7-5, 7-13, 8-5, 8-13	603 00 04-18	8-11
603 00 02-90	5-9	603 00 03-46	7-9, 8-9	603 00 04-19	8-5
603 00 02-91	5-11	603 00 03-47	7-11, 8-11	603 00 04-20	8-3
603 00 02-92	5-11	603 00 03-48	7-9, 8-9	603 00 04-21	8-13
603 00 02-93	6-7	603 00 03-49	7-9, 8-9	603 00 04-22	8-13
603 00 02-94	7-7, 8-7	603 00 03-50	7-7, 8-7	603 00 04-23	8-13
603 00 02-95	7-7, 8-7, 12-3	603 00 03-51	7-13, 8-13	603 00 04-24	7-7, 8-7
603 00 02-96	7-9, 8-9	603 00 03-52	9-11, 9-13	603 00 04-25	8-11
603 00 02-97	9-7, 9-9	603 00 03-54	7-7, 8-7	603 00 04-26	8-13
603 00 02-98	9-11, 9-13	603 00 03-55	7-5, 8-5	603 00 04-28	8-11
603 00 02-99	7-9, 8-9, 9-11, 9-13	603 00 03-56	7-5, 8-5	603 00 04-30	11-9
603 00 03-00	9-11, 9-13	603 00 03-57	7-7, 8-7	603 00 04-31	10-3, 10-5
603 00 03-01	7-9, 8-9	603 00 03-58	9-11, 9-13	603 00 04-32	4-9
603 00 03-02	9-11, 9-13	603 00 03-59	7-9, 8-9	603 00 04-34	1-25
603 00 03-03	7-5, 8-5	603 00 03-60	7-11, 8-11	603 00 04-56	6-13
603 00 03-04	7-9, 8-9	603 00 03-61	9-7, 9-9	603 00 04-59	6-17
603 00 03-05	7-9, 8-9	603 00 03-62	7-5, 8-5	603 00 04-62	3-5
603 00 03-06	7-9, 8-9			603 00 04-67	9-7, 9-9

INDEX

603 00 04-68	9-9	603 00 05-36	6-13	603 00 06-00	12-5
603 00 04-70	9-11, 9-13	603 00 05-37	6-13	603 00 06-01	12-5
603 00 04-71	7-7, 8-7	603 00 05-38	6-13	603 00 06-02	12-5
603 00 04-72	9-11, 9-13	603 00 05-39	6-13	603 00 06-03	12-5
603 00 04-74	8-13	603 00 05-40	6-13	603 00 06-04	12-5
603 00 04-75	8-13	603 00 05-41	6-13	603 00 06-05	12-7
603 00 04-76	8-11	603 00 05-42	6-13	603 00 06-06	12-3
603 00 04-77	8-11	603 00 05-43	6-13	603 00 06-07	12-3, 13-7
603 00 04-78	8-11	603 00 05-44	6-13	603 00 06-09	6-13
603 00 04-79	8-13	603 00 05-45	6-13	603 00 06-11	9-3
603 00 04-80	8-13	603 00 05-46	6-13	603 00 06-15	3-5
603 00 04-81	8-13	603 00 05-47	6-13	603 00 06-16	6-7, 7-15, 8-15
603 00 04-82	8-13	603 00 05-48	6-13	603 00 06-18	9-17
603 00 04-83	8-13	603 00 05-49	5-7	603 00 06-19	9-17
603 00 04-84	8-13	603 00 05-50	5-7	603 00 06-20	9-13
603 00 04-85	8-13	603 00 05-51	5-7	603 00 06-21	12-9
603 00 04-86	8-13	603 00 05-52	5-7	603 00 06-22	12-5
603 00 04-87	8-13	603 00 05-53	5-7	603 00 06-23	12-5
603 00 04-88	8-13	603 00 05-55	9-17	603 00 06-24	9-3
603 00 04-89	8-13	603 00 05-56	7-15, 8-15	603 00 06-33	6-9
603 00 04-90	4-9	603 00 05-57	12-3	603 00 06-95	1-3, 6-9
603 00 04-91	9-17	603 00 05-58	7-3, 8-3, 9-11	603 00 06-96	1-3
603 00 04-94	9-17	603 00 05-59	12-5	603 00 06-97	4-9
603 00 04-97	9-17	603 00 05-60	12-5	603 00 07-11	12-7
603 00 04-98	9-17	603 00 05-61	12-3	603 00 07-27	6-9
603 00 04-99	4-9	603 00 05-62	12-3	603 00 07-28	6-9
603 00 05-00	4-9	603 00 05-63	12-3	603 00 07-29	1-3
603 00 05-01	9-17	603 00 05-64	12-5	603 00 07-37	1-3
603 00 05-03	9-3, 9-5	603 00 05-65	12-5	603 00 07-60	6-9
603 00 05-05	7-15, 8-15	603 00 05-66	12-5	603 00 07-61	6-9
603 00 05-07	7-15	603 00 05-67	12-5	603 00 07-62	6-9
603 00 05-08	9-15	603 00 05-68	12-5	603 00 07-80	1-29, 7-15, 8-15
603 00 05-09	9-15	603 00 05-69	12-3	603 00 07-82	4-7
603 00 05-10	8-15	603 00 05-70	12-5	603 00 08-01	6-9
603 00 05-11	7-15, 8-15	603 00 05-71	12-3	603 00 08-17	11-9
603 00 05-12	7-15, 8-15	603 00 05-72	12-5	603 00 08-26	6-7
603 00 05-13	8-15	603 00 05-74	6-13	603 00 08-59	8-13
603 00 05-14	7-15	603 00 05-75	9-5	603 00 08-68	5-3
603 00 05-15	11-9	603 00 05-76	6-19	603 00 08-69	1-29
603 00 05-16	6-13	603 00 05-78	5-11	603 00 08-70	1-7, 1-9
603 00 05-18	11-9	603 00 05-79	6-15, 6-17, 9-15, 10-3, 10-5	603 00 08-76	1-7, 1-9
603 00 05-19	7-15, 8-15	603 00 05-80	7-5, 8-5	603 00 08-82	4-5
603 00 05-20	12-3	603 00 05-81	7-5, 8-5	603 00 08-86	9-15
603 00 05-21	1-29	603 00 05-82	7-5, 8-5	603 00 08-87	9-15
603 00 05-22	11-9	603 00 05-83	7-5, 8-5	603 00 08-90	6-19
603 00 05-23	9-17	603 00 05-85	3-5	603 00 10-82	12-5
603 00 05-24	6-15, 6-17	603 00 05-86	8-5	603 00 10-83	12-5
603 00 05-26	6-7	603 00 05-87	8-5	603 00 13-08	1-7, 1-9
603 00 05-28	4-9	603 00 05-89	6-15, 6-17, 11-3	603 00 16-77	6-11
603 00 05-29	6-13	603 00 05-91	9-17	603 00 17-98	6-11
603 00 05-30	6-13	603 00 05-92	9-17	603 00 17-99	6-11
603 00 05-31	6-13	603 00 05-94	9-17	603 00 18-02	12-5
603 00 05-32	6-13	603 00 05-96	12-3, 12-13	603 00 18-03	12-5
603 00 05-33	6-13	603 00 05-97	12-3	603 00 18-32	13-3
603 00 05-34	6-13	603 00 05-98	12-3	603 00 18-33	13-3
603 00 05-35	6-13	603 00 05-99	12-3	603 00 18-34	13-3

INDEX

603 00 18-35	13-3	603 00 19-26	13-9	603 00 23-69	3-9
603 00 18-36	13-11	603 00 19-27	13-11	603 00 25-06	1-23
603 00 18-37	13-3	603 00 19-28	13-9	603 00 26-01	4-5
603 00 18-38	13-3	603 00 19-29	13-9	603 00 26-19	6-9
603 00 18-39	13-3	603 00 19-30	13-9	603 00 26-87	13-7
603 00 18-40	13-3	603 00 19-31	13-9	603 00 27-87	13-11
603 00 18-41	13-3	603 00 19-41	6-11	603 00 29-35	13-5
603 00 18-42	13-3	603 00 20-07	13-9	603 00 29-36	13-5
603 00 18-43	13-3	603 00 20-19	3-3	603 00 29-38	13-5
603 00 18-44	13-3	603 00 20-20	3-3	603 00 29-39	13-5
603 00 18-46	13-3	603 00 20-39	5-9	603 00 29-40	13-5
603 00 18-47	13-3	603 00 20-40	5-7, 5-9	603 00 29-41	13-5
603 00 18-48	13-3	603 00 20-52	12-3	603 00 29-63	5-7, 6-7
603 00 18-49	13-3	603 00 20-58	5-11	603 00 29-92	13-7
603 00 18-50	13-5	603 00 20-66	11-9	603 00 29-93	8-9, 10-5
603 00 18-51	13-5	603 00 21-60	1-27	603 00 30-22	5-17
603 00 18-52	13-5	603 00 22-38	4-9	603 00 30-24	1-3
603 00 18-53	13-5	603 00 22-43	12-11	603 00 30-34	5-11
603 00 18-54	13-5	603 00 22-58	1-23	603 00 30-36	5-9
603 00 18-55	13-5	603 00 22-59	1-23	603 00 30-37	4-5
603 00 18-56	13-5	603 00 22-69	5-13, 5-15	603 00 30-38	4-3
603 00 18-57	13-5	603 00 22-77	1-17, 1-19	603 00 30-39	4-5
603 00 18-58	13-5	603 00 22-87	6-7	603 00 30-40	4-5
603 00 18-59	13-5	603 00 22-92	1-21	603 00 30-41	4-5
603 00 18-60	13-5	603 00 22-94	1-27	603 00 30-42	4-5
603 00 18-61	13-5	603 00 22-95	1-27	603 00 30-43	4-5
603 00 18-62	13-5	603 00 22-96	1-27	603 00 30-44	4-3
603 00 18-63	13-5	603 00 22-97	1-27	603 00 30-45	1-27, 5-3
603 00 18-64	13-5	603 00 22-98	1-27	603 00 30-46	4-5
603 00 18-67	13-5	603 00 22-99	1-27	603 00 30-47	5-7, 5-9
603 00 18-75	13-5	603 00 23-00	1-27	603 00 30-48	1-25, 4-9
603 00 18-78	13-11	603 00 23-01	1-27	603 00 30-49	5-11
603 00 18-81	13-7	603 00 23-02	1-25	603 00 30-52	5-17
603 00 18-83	13-7	603 00 23-04	1-25	603 00 30-53	5-3
603 00 18-86	13-7	603 00 23-05	1-25	603 00 30-54	5-7
603 00 18-87	13-7	603 00 23-14	2-3	603 00 30-55	11-9
603 00 18-89	13-7	603 00 23-15	2-3	603 00 30-56	5-17
603 00 18-90	13-7	603 00 23-16	1-25	603 00 30-57	9-5
603 00 18-92	13-7	603 00 23-17	1-21	603 00 30-58	12-7
603 00 18-94	13-7	603 00 23-19	1-27	603 00 30-59	12-7
603 00 18-95	13-7	603 00 23-21	1-29	603 00 30-60	12-7
603 00 18-96	13-7	603 00 23-29	1-17	603 00 30-61	12-7
603 00 19-10	13-9	603 00 23-30	1-17	603 00 30-62	12-7
603 00 19-11	13-9	603 00 23-32	1-9	603 00 30-63	5-3
603 00 19-13	13-9	603 00 23-35	1-27	603 00 30-64	4-5
603 00 19-14	13-9	603 00 23-39	2-5	603 00 30-65	4-5
603 00 19-15	13-9	603 00 23-49	6-21	603 00 30-66	1-27, 4-5
603 00 19-16	13-9	603 00 23-52	1-25	603 00 30-67	1-15
603 00 19-17	13-9	603 00 23-61	11-3	603 00 30-68	11-3
603 00 19-18	13-9	603 00 23-62	5-15	603 00 30-69	4-3
603 00 19-19	13-9	603 00 23-63	5-15	603 00 30-70	12-7
603 00 19-20	13-9	603 00 23-64	5-15	603 00 30-71	5-3
603 00 19-21	13-9	603 00 23-65	5-15	603 00 30-72	5-3
603 00 19-23	13-9	603 00 23-66	1-25	603 00 30-73	5-3
603 00 19-24	13-9	603 00 23-67	5-13	603 00 30-75	5-11
603 00 19-25	13-9	603 00 23-68	1-3	603 00 30-76	5-17

INDEX

603 00 30-77	5-17	603 00 31-36	7-13	603 00 31-92	12-3
603 00 30-78	5-17	603 00 31-37	7-13	603 00 31-93	11-3
603 00 30-79	5-17	603 00 31-38	7-13	603 00 31-94	9-17
603 00 30-80	5-17	603 00 31-39	7-13	603 00 31-95	1-21, 12-11
603 00 30-81	1-3	603 00 31-40	7-13	603 00 31-96	9-17
603 00 30-82	6-15	603 00 31-41	7-13	603 00 31-97	10-3
603 00 30-83	7-9, 10-3	603 00 31-42	7-13	603 00 31-98	10-5
603 00 30-85	11-5	603 00 31-43	7-13	603 00 32-00	4-5
603 00 30-86	5-3	603 00 31-44	7-13	603 00 32-01	5-7
603 00 30-87	5-9	603 00 31-45	7-13	603 00 32-02	5-7
603 00 30-88	5-9	603 00 31-46	7-13	603 00 32-03	5-7
603 00 30-90	5-11	603 00 31-47	7-11	603 00 32-04	5-7
603 00 30-91	5-9	603 00 31-48	7-11	603 00 32-05	5-7
603 00 30-92	5-11	603 00 31-49	7-13	603 00 32-06	5-7
603 00 30-93	9-7	603 00 31-50	7-13	603 00 32-07	12-3
603 00 30-94	9-7, 9-9	603 00 31-51	12-7	603 00 32-08	12-3
603 00 30-95	9-7, 9-9	603 00 31-52	11-3	603 00 32-09	12-7
603 00 30-96	9-7, 9-9	603 00 31-53	1-23	603 00 32-10	12-7
603 00 30-97	7-9	603 00 31-54	1-21	603 00 32-11	12-7
603 00 30-98	7-9	603 00 31-55	4-5	603 00 32-12	12-7
603 00 30-99	7-7	603 00 31-56	1-21	603 00 32-13	12-5
603 00 31-00	9-11	603 00 31-57	11-7	603 00 32-14	12-5
603 00 31-01	7-3	603 00 31-58	7-3	603 00 32-15	12-5
603 00 31-02	7-9, 7-11	603 00 31-59	5-17	603 00 32-16	12-7
603 00 31-03	7-9	603 00 31-60	5-9	603 00 32-18	9-7
603 00 31-04	7-9	603 00 31-61	5-3	603 00 32-19	9-9
603 00 31-06	7-11	603 00 31-62	5-3	603 00 32-20	7-3
603 00 31-07	7-13	603 00 31-63	5-3	603 00 32-21	1-25
603 00 31-08	7-13	603 00 31-64	8-9	603 00 32-22	12-7
603 00 31-09	7-13	603 00 31-65	8-9	603 00 32-23	4-11
603 00 31-10	7-13	603 00 31-66	8-13	603 00 32-24	7-11
603 00 31-11	7-13	603 00 31-67	8-13	603 00 32-25	7-13
603 00 31-12	7-13	603 00 31-68	8-13	603 00 32-26	7-3
603 00 31-13	7-13	603 00 31-69	8-13	603 00 32-28	7-5
603 00 31-14	7-13	603 00 31-70	8-13	603 00 32-29	8-13
603 00 31-15	7-9	603 00 31-71	8-11	603 00 32-30	8-3
603 00 31-16	7-13	603 00 31-72	8-11	603 00 32-31	9-17
603 00 31-17	7-13	603 00 31-73	8-13	603 00 32-32	7-13
603 00 31-18	7-7	603 00 31-74	8-11	603 00 32-33	12-3, 12-11
603 00 31-19	7-5	603 00 31-75	4-3	603 00 32-34	12-5
603 00 31-20	7-5	603 00 31-76	9-17	603 00 32-37	4-7
603 00 31-21	7-13	603 00 31-77	9-17	603 00 32-38	8-3
603 00 31-22	7-11, 8-11	603 00 31-78	9-17	603 00 32-39	7-3
603 00 31-23	7-13	603 00 31-79	4-3	603 00 32-40	1-3, 1-23
603 00 31-24	8-9	603 00 31-80	4-3	603 00 32-41	9-17
603 00 31-25	7-11	603 00 31-81	4-3	603 00 32-42	9-7, 9-9
603 00 31-26	7-9	603 00 31-82	4-3	603 00 32-43	9-7
603 00 31-27	7-3	603 00 31-83	4-3	603 00 32-44	9-9
603 00 31-28	7-3	603 00 31-84	9-11	603 00 32-45	12-5
603 00 31-29	7-3	603 00 31-85	4-3	603 00 32-46	5-3
603 00 31-30	7-13	603 00 31-86	4-3	603 00 32-47	1-23
603 00 31-31	7-13	603 00 31-87	4-3	603 00 32-48	1-23
603 00 31-32	7-3	603 00 31-88	4-3	603 00 32-49	4-7
603 00 31-33	7-9	603 00 31-89	4-3	603 00 32-50	1-23
603 00 31-34	7-9	603 00 31-90	4-3	603 00 32-51	4-7
603 00 31-35	7-5	603 00 31-91	4-3	603 00 32-52	1-21

INDEX

603 00 32-53 1-29
603 00 32-54 1-25
603 00 32-55 7-9
603 00 32-56 8-9
603 00 32-57 1-15
603 00 32-58 5-13, 5-15
603 00 32-59 5-13, 5-15
603 00 32-60 5-13, 5-15
603 00 32-61 5-13
603 00 32-62 5-13
603 00 32-65 8-11
603 00 32-66 1-25
603 00 32-68 1-25
603 00 32-69 1-25
603 00 32-72 1-3
603 00 32-73 1-3
603 00 32-75 1-21
603 00 32-76 1-3
603 00 32-77 5-5
603 00 32-78 1-13
603 00 32-79 1-3
603 00 32-81 1-29
603 00 32-82 6-5
603 00 32-83 6-9
603 00 32-84 6-9
603 00 32-85 1-11
603 00 32-86 2-3
603 00 32-87 1-29
603 00 32-88 1-29
603 00 32-89 1-3
603 00 32-90 1-3
603 00 32-91 5-5
603 00 32-92 1-29
603 00 32-93 3-7
603 00 32-94 3-7
603 00 32-95 3-7
603 00 32-96 1-3, 1-11, 1-13
603 00 32-97 5-11
603 00 32-98 1-7
603 00 32-99 3-9
603 00 33-00 3-9
603 00 33-01 3-9
603 00 33-02 4-5
603 00 33-03 5-9
603 00 33-04 5-9
603 00 33-05 5-11
603 00 33-08 5-7, 5-9
603 00 33-09 5-7, 5-9
603 00 33-10 5-11
603 00 33-11 5-9
603 00 33-24 3-3
603 00 33-69 13-7
603 00 33-70 13-7
603 00 33-71 13-7
603 00 33-72 13-7
603 00 33-73 13-7

603 00 33-74 13-7
603 00 33-75 13-7
603 00 33-76 13-7
603 00 33-77 13-7
603 00 33-78 13-7
603 00 33-79 13-7
603 00 33-80 13-7
603 00 33-81 13-7
603 00 36-13 13-9
603 00 36-17 11-3
603 00 36-25 9-3
603 00 36-29 1-21
603 00 36-31 9-11
603 00 36-32 5-9
603 00 36-33 5-17
603 00 36-34 5-17
603 00 36-36 12-13
603 00 36-44 1-27
603 00 41-49 1-5
603 00 43-44 4-7
603 00 43-45 4-7
603 00 43-65 1-9
603 00 43-66 1-13
603 00 43-67 1-23
603 00 43-68 1-23
603 00 43-69 1-23
603 00 43-70 1-23
603 00 43-71 1-23
603 00 43-72 1-23
603 00 43-73 1-25
603 00 43-74 1-25
603 00 43-75 1-27
603 00 43-76 4-7
603 00 43-77 5-9
603 00 43-78 5-17
603 00 43-79 7-5, 8-5
603 00 43-80 11-3
603 00 44-82 7-5

A

absorber, rear shock 5-17
accelerator bracket and bearing assembly 4-9
accelerator cable 9-15
accelerator pedal 4-9
accelerator pedal adjustment tool 13-3
accelerator pivot rod 4-9
accelerator return spring 4-9
accelerator rod 4-11
accessory receptacle 6-9
adapter
 cable (IQDM) 13-7
adhesive, guide ring 13-3
adjuster
 hydraulic brake 13-7
adjuster, lash 8-11

air box 9-17
air box top 9-17
air duct assembly 9-17
air filter 9-17
air intake hose 9-17
angled bumper mount 5-17
A-plate strap 5-9
A-plate, delta 5-9
arbor 13-3
arm
 governor 12-3
 pivot 12-3
 rocker 7-9, 8-9
armature 6-13
armature conversion kit 6-13
armrest 1-23
assembly
 accelerator bracket and bearing 4-9
 accelerator pivot rod 4-9
 air box 9-17
 air box top 9-17
 air duct 9-17
 armature 6-13
 axle 12-7
 bearing, steering shaft 5-3
 bell crank and shaft 6-7
 brake lever 4-3
 brush connector 6-13
 brush holder 6-13
 carburetor 9-7, 9-9
 connecting rod 7-13, 8-13
 cylinder head 8-9
 delta A-plate 5-9
 delta shock and gear support 5-9
 drive hub 11-3
 driven clutch 11-9
 driven clutch fixed-face 11-9
 field coil 6-13
 float 9-7, 9-9
 Forward/Reverse shifter 12-9
 fuel tank vent 9-5
 governor 12-5
 headlight 6-11
 idle screw 9-7, 9-9
 inner ball joint 5-7
 kingpin 5-11
 moveable-face 11-3, 11-9
 pilot air screw 9-7, 9-9
 plug cap 8-5
 ratchet 4-5
 secondary clutch weight 11-3
 steering shaft 5-3
axle 12-7
axle guard 12-13
axle shaft oil seal 12-7

INDEX

B

backing plate, brake 4-3
backrest 1-25
bag, desiccant 11-3
ball bearing 8-11
ball joint 4-5, 4-11, 5-7, 5-9, 12-11
ball joint, left-hand thread 5-7, 5-9
ball stud 6-7, 12-3, 12-9
ball, shifter 12-5
ball, steel pressure relief 7-7, 8-7
band, RPM limiter mount 7-5, 8-5
bar, nerf 1-17
barb, vent 9-3, 9-5
battery clamp 6-19
battery discharge machine 13-3
battery terminal protector spray 13-3
battery thermometer 13-3
battery, 12-volt 6-19
bearing
 ball 8-11
 ball (steering pinion) 5-7
 idler 11-3
 inner axle tube 12-7
 lower pinion (steering) 5-7
 needle 12-5
 outer axle tube 12-7
 pivot support 4-9
 steering shaft 5-3
 thrust 5-11
bearing and oil seal remover 13-3
bearing driver set 13-3
bearing puller 13-3
bearing puller wedge 13-3
bearing seal 5-3
bearing seat 5-3
bed 1-27
bed support 1-25
bed support stiffener 1-29
bed, cargo 1-27
bell crank 12-9
bell crank and shaft 6-7
bellows 5-7
belt, drive 11-5, 11-7
belt, starter/generator 6-15, 6-17, 11-3
block, brake-mounting 4-5
block, fuse 6-7
body assembly 1-21
body kick plate 1-21
body, front 1-3
body, rear 1-21
bolt, U- 5-17
boot, steering column 5-3
bottom, air box 9-17
box
 air 9-17

 dash 1-11
 electrical component 6-7
 glove 1-13
 steering gear 5-7
box lock kit, glove 1-13
brace, seat support cross 1-25
bracket 5-17, 6-9, 7-3
 accelerator cable 9-15
 adjustable starter/generator 6-15, 6-17
 governor cable 9-15
 muffler mounting 10-3, 10-5
 oil filter mount 7-7, 8-7
 oil level switch 7-11, 8-11
 RPM limiter 7-5, 8-5
 shifter 12-3, 12-11
 snubber 7-15, 8-15
 starter/generator mounting 6-15, 6-17
 steering column 5-3
 steering column mounting 5-3
 throttle spring return 9-11, 9-13
brake adjusting mechanism 4-3
brake adjustment tool 13-3
brake backing plate 4-3
brake cable 4-7
brake cable equalizer 4-7
brake cable release tool 13-3
brake cluster 4-3
brake drum 4-3
brake lever 4-3
brake mounting block 4-5
brake pedal 4-5
brake pedal adjustment tool 13-3
brake pedal pad 4-5
brake pedal tension tool 13-3
brake return spring 4-7
brake self-adjusting mechanism 4-3
brake shoe 4-3
brake spring 4-3
breather 12-3
brush and screw set 6-13
brush connector 6-13
brush guard 1-9
brush guard support 5-11
brush holder 6-13
brush inspection port cover 6-13
brush port cover 6-13
brush spring set 6-13
bulb, headlight 6-11
bumper
 cast 1-7
 jounce 5-17
 rubber 1-13, 1-29, 4-5
 side trim 1-15
 spring return 4-9
bumper mount, angled 5-17
bushing 11-3

bronze 5-13, 5-15
nylon 4-5
spindle 5-13, 5-15
steel 1-29, 5-11, 5-17
urethane 1-29, 5-9, 5-11, 5-17

button, choke 9-17
button, drive 11-9
buzzer, reverse 6-21

C

cable
 accelerator 9-15
 brake 4-7
 FNR shifter 12-11
 governor 9-15
 IQDM 13-7
 transmission 12-11
cable retainer 1-21, 12-11
cable, cargo bed 1-27
calibration test module 13-3
cam
 driven clutch 11-9
 electrical component box 6-7
 neutral lockout 12-9
cam installation tool 13-3
camshaft 7-11, 8-11
camshaft shim 8-11
cap
 fuel tank 9-5
 plug 8-5
 spark plug 7-5
carburetor 9-7, 9-9
carburetor float level tool 13-7
carburetor gasket 9-13
carburetor insulator 9-11, 9-13
carburetor mounting gasket 9-11, 9-13
card, safety first 13-9
cargo bed 1-27
cargo bed hinge 1-29
case
 differential gear 12-7
 gear 12-3
 rocker 7-9, 8-9
cast bumper 1-7
catch, tilt bed 1-27
center, steering wheel 5-5
charger bezel tool 13-3
choke button 9-17
choke lever 9-17
choke lever guide 9-17
choke positioner 9-17
choke valve 9-17
clamp
 battery 6-19
 cable retaining 9-15
 hose 9-3, 9-5, 9-11, 9-13, 9-17

INDEX

muffler hose 10-3, 10-5
clevis, upper delta 5-11
cluster idler gear 12-5
cluster, brake 4-3
clutch alignment tool 13-5
clutch pulley 11-3
clutch removal tool 13-3
clutch repair kit 11-9
clutch tool kit 13-5
clutch weight 11-3
clutch, drive 11-3
clutch, driven 11-9
coil, field 6-13
coil, ignition 7-5, 8-5
collet 7-9, 8-9
column, steering 5-3
communication display module 13-5
component box, electrical 6-7
compression gauge 13-5
compression spring 9-17
compressor, piston ring 13-9
compressor, valve spring 13-11
connecting rod 7-13, 8-13
connector, a- 6-13
continuity tester 13-5
cord connector 7-11, 8-11
counterbalance guide shaft 7-13, 8-13
counterbalance weight 7-13, 8-13
cover
 brush inspection port 6-13
 brush port 6-13
 cowl 1-3
 crankcase 7-11, 8-11
 dust 4-3, 5-3
 electrical box 6-7
 oil pump 7-7, 8-7
 steering column 5-3
cowl 1-3
cowl cover 1-3
cowl support 1-3
crank, bell 12-9
crankcase 7-13, 8-13
crankcase cover 8-11
crankcase cover gasket 7-9, 7-11
crankcase vent tube 9-11, 9-13
crankshaft 7-13, 8-13
crankshaft rod 8-13
crankshaft seal 7-11
crankshaft shim 7-13, 8-13
cross brace, seat support 1-25
C-type stop ring 5-7
cup, spring 4-9
cushion, shock absorber 5-17
cutter, valve seat 13-5, 13-11

D

damper, RPM limiter 7-5, 8-5
dash 1-3
dash box 1-11
decals
 crush area 3-3
 crush warning 3-3
 driver/passenger 3-5
 frame ground 3-5
 Husqvarna 3-9
 Husqvarna cowl 3-9
 Husqvarna, side panel 3-9
 instrument panel warning 3-7
 operating instructions 3-7
 owner notice 3-3
 rotating parts 3-5
 side panel 3-9
delta A-plate 5-9
delta A-plate sub-assembly 5-9
delta shock and gear support 5-9
desiccant bag 11-3
DF-terminal insulator 6-13
diesel tachometer probe 13-9
differential gear 12-7
differential gear case 12-7
differential guard 12-13
differential idler gear 12-7
differential pin 12-7
diode 6-7
dipstick 7-3, 8-3
drain plug 7-7, 8-7
drain plug gasket 7-7, 8-7, 12-3
drive belt 11-5, 11-7
drive button 11-9
drive clutch 11-3
drive clutch button 11-3
drive clutch fixed sheave tool 13-5
drive clutch fixed-face 11-3
drive clutch holder tool 13-5
drive clutch hub puller 13-5
drive clutch puller 13-5
drive clutch spider removal tool 13-5
drive clutch spring 11-3
drive clutch weight 11-3
drive hub 11-3
drive unit guard 12-13
driven clutch 11-9
driven clutch button 11-9
driven clutch cam 11-9
driven clutch cam puller 13-5
driven clutch fixed-face assembly 11-9
driven clutch puller plug 13-5
driven clutch spring compression base tool 13-5
driven clutch spring compression collar tool 13-5

driven clutch spring compression nut tool 13-5
driver, drive clutch 11-3
drum, brake 4-3
dry moly lubricant 13-7
dust cover 4-3, 5-3

E

eccentric adjustment screw 5-11
E-clip 4-7
electrical box cover 6-7
electrical component box 6-7
end bell, commutator 6-13
end bell, output shaft 6-13
engine 7-3
engine mounting plate 7-15, 8-15
engine shroud 7-3, 8-3
engine valve spring 7-9
engine, FE350 CW without ACR 8-3
equalizer rod 4-7
equalizer, brake cable 4-7
exhaust system 10-3, 10-5
exhaust valve 7-9, 8-9

F

face, moveable 11-3, 11-9
fan housing 7-3, 8-3
fan shroud 7-3, 8-3
fan, flywheel 7-5, 8-5
fender 1-21
field coil 6-13
field coil housing 6-13
fill plug 12-3
filter
 air 9-17
 fuel 9-3
 oil 7-7, 8-7
filter, oil pump 8-7
fitting, thread-forming grease 5-7, 5-9, 5-13, 5-15
fixed-face, drive clutch 11-3
fixed-face, driven clutch 11-9
float 9-7, 9-9
floor mat 1-3
flywheel 7-5, 8-5
flywheel fan 8-5
flywheel fan plate 7-5, 8-5
flywheel puller 13-7
FNR handle 12-9
FNR shifter base 12-9
FNR shifter cable 12-11
foam, seat 1-23
fork, shift 12-5
Forward/Reverse shifter 12-9
front body 1-3
front body support 1-21

INDEX

front hub 5-13, 5-15
front spring retainer plate 5-11
F-terminal hardware 6-13
f-terminal insulator 6-13
fuel filter 9-3
fuel gauge sending unit 9-5
fuel gauge/hour meter 6-9
fuel line 9-3, 9-5, 9-11, 9-13
fuel pump, impulse 9-3
fuel tank 9-5
fuel tank cap 9-5
fuel tank strap 9-3
fuel tank vent 9-5
fuse
 10-amp 6-7
 20-amp 6-7
fuse block 6-7

G

gasket
 carburetor 9-13
 carburetor mounting 9-7, 9-9, 9-11, 9-13
 crankcase cover 7-9, 7-11, 8-9, 8-11
 drain plug 7-7, 8-7, 12-3
 exhaust 7-9, 8-9, 10-3, 10-5
 head 7-9, 8-9
 insulator 7-9, 8-9, 9-11, 9-13
 liquid 12-3, 13-7
 oil pump 7-7
 rocker case 7-9, 8-9
 seat 1-23
 sending unit 9-5
gasket kit, FE290 7-9
gasket kit, FE350 8-9
gauge, compression 13-5
gauge, fuel/hour 6-9
gear
 case 12-3
 cluster idler 12-5
 differential 12-7
 differential idler 12-7
 helical 7-13, 8-13, 12-5, 12-7
 spur 7-13, 8-13, 12-5
 synchro 12-5
gear yoke 13-7
glove box 1-13
glove box key 1-13
glove box lock 1-13
glove box lock kit 1-13
governor 12-5
governor arm 12-3
governor cable 9-15
governor cable bracket 9-15
governor shaft installation tool 13-7
governor shield 9-11

grommet 9-5
guard, brush 1-9
guard, differential 12-13
guide
 choke lever 9-17
 intake valve 7-9, 8-9
 valve 8-9
 valve seat cutter 13-11
guide ring adhesive 13-3

H

handle, FNR 12-9
hardware, F-terminal 6-13
harness, headlight 6-11
harness, wire
 gasoline 6-5
head gasket 7-9, 8-9
head, cylinder 8-9
head, FE290 7-9
headlight assembly 6-11
headlight bulb 6-11
headlight harness 6-11
headlight spacer 6-11
helical gear 7-13, 8-13, 12-5, 12-7
hill brake rod 4-5
hill brake weld assembly 4-5
hinge plate 1-21, 1-23
hinge support 1-29
hinge, cargo bed 1-29
holder, object 1-3
hose, air intake 9-17
hose, fuel 9-3
hour meter/fuel gauge 6-9
housing
 fan 7-3, 8-3
 field coil 6-13
hub 5-13, 5-15
hub and spindle 5-13, 5-15
hub, front 5-13, 5-15
hub, synchronizer clutch 12-5
hubcap 5-13, 5-15
hydraulic brake adjuster 13-7
hydrometer 13-7

I

idle screw assembly 9-7, 9-9
idler bearing 11-3
ignition coil 7-5, 8-5
inner frame snubber 7-15, 8-15
insert, synchronizer 12-5
instrument panel 6-9
insulator gasket 7-9, 8-9, 9-11, 9-13
insulator, carburetor 9-11, 9-13
intake pipe 9-11, 9-13
intake valve 7-9, 8-9

intermediate steering shaft 5-3
internal retaining ring pliers 13-7
IQ display module (IQDM) 13-7

J

jet, main 9-7, 9-9
jet, pilot 9-7, 9-9
joint
 ball 4-5, 4-11, 5-9, 12-11
 left-hand thread ball 5-7, 5-9
jounce bumper 5-17

K

key
 crankshaft 7-5, 7-13, 8-5, 8-13
 driven clutch 11-9
 square 11-9
 starter/generator 6-13
 woodruff 12-3
key (pair) 6-9
key switch 6-9
key switch spacer 6-9
key, glove box 1-13
keyswitch nut 6-9
kick plate, body 1-21
kingpin 5-11
kit
 accelerator pivot rod 4-9
 air duct repair tape 9-17
 brake cable 4-7
 brake pedal 4-5
 brake pedal adjustment tool 13-3
 brake shoe retainer 4-3
 clutch repair 11-9
 differential gear case 12-7
 drive clutch button 11-3
 drive clutch weight 11-3
 driven clutch button 11-9
 front hub replacement 5-13, 5-15
 fuel tank 9-5
 impulse fuel pump rebuild 9-3
 IQ display module (IQDM) 13-7
 nerf bar 1-17
 neutral lockout cam 12-9
 park brake latch 4-5
 park brake pedal 4-5
 shock absorber 5-17
 shock absorber cushion 5-17
 steering column rebuild 5-3
 tune-up 13-9
knob, light switch 6-9

L

lash adjuster 8-11
latch spring 1-27

INDEX

latch, air box 9-17
latch, park brake 4-5
leaf spring 5-11, 5-17
lever
 change 12-3
 choke 9-17
 transmission shifter 12-3
light
 oil 6-9
light switch 6-9
light switch knob 6-9
limit switch 12-9
limiter
 RPM 7-5, 8-5
line, fuel 9-3, 9-5, 9-11, 9-13
link, rack and pinion drag 5-7
link, rod 1-27
liquid gasket 12-3, 13-7
lock kit, glove box 1-13
lock, glove box 1-13
low oil warning light 6-9
lubricant, dry moly 13-7
lubricant, moly-teflon 13-7
lug nut 2-3
lug stud 5-13, 5-15, 12-7

M

main jet 9-7, 9-9
main nozzle 9-7
mat, floor 1-3
mechanism, brake adjusting 4-3
meter, volt ohm 13-11
module
 calibration test 13-3
 communication display 13-5
moly-teflon lubricant 13-7
mounting block, brake 4-5
moveable-face 11-3, 11-9
muffler hose clamp 10-3, 10-5

N

needle bearing 12-5
nerf bar 1-17, 1-19
neutral lockout cam 12-9
non-skid tape 1-17, 1-19
nozzle, main 9-7, 9-9
nut, keyswitch 6-9
nut, lug 2-3

O

object holder 1-3
oil filler tube 7-3, 8-3
oil filter 7-7, 8-7
oil filter mount bracket 7-7, 8-7
oil filter screen 7-11, 8-11

oil filter screen plate 7-11, 8-11
oil level sensor 7-11, 8-11
oil level switch bracket 7-11, 8-11
oil pump and rotor 7-7, 8-7
oil pump cover 7-7, 8-7
oil pump filter 8-7
oil pump gasket 7-7
oil pump plate 7-7, 8-7
oil seal 7-9, 7-13, 8-9, 8-11, 8-13, 12-3, 12-5
oil warning light, low 6-9
O-ring 7-3, 7-9, 7-11, 7-13, 8-3, 8-9, 8-11, 8-13
overload bumper spacer 5-17

P

pad
 accelerator pedal 4-9
 brake pedal 4-5
 park brake 4-5
 wear 1-21
paint, touch-up 13-7
panel
 instrument 6-9
panel, instrument 6-9
park brake latch 4-5
park brake pedal 4-5
park brake rod sleeve 4-5
park brake spacer 4-5
park brake torsion spring 4-5
pawl 4-5
pedal, accelerator 4-9
pedal, brake 4-5
pedal, park brake 4-5
pilot air screw 9-7
pilot air screw assembly 9-9
pilot jet 9-7, 9-9
pin, differential 12-7
pin, piston 7-13, 8-13
pinion, steering 5-7
pipe, intake 9-11, 9-13
piston 7-13, 8-13
piston pin 8-13
piston ring 7-13, 8-13
piston ring compressor 13-9
piston ring pliers 13-9
piston ring set 8-13
pivot arm 12-3
pivot support bearing 4-9
plate
 backing (brake) 4-3
 body kick 1-21
 engine mounting 7-15, 8-15
 flywheel fan 7-5, 8-5
 front spring retainer 5-11
 hinge 1-21, 1-23

oil filter screen 7-11, 8-11
oil pump 7-7, 8-7
spring mounting 5-11
thrust 12-5, 12-7

pliers

internal retaining ring 13-7
piston ring 13-9
retaining ring 13-9

plug

drain 7-7, 8-7
driven clutch puller 13-5
fill 12-3
spark 7-5, 8-5

plug cap 8-5

pole set 6-13

positioner, choke 9-17

press weldment 13-5

protector spray, battery terminal 13-3

puller

bearing 13-3
clutch 13-3
drive clutch 13-5
drive clutch hub 13-5
driven clutch cam 13-5
flywheel 13-7
seal 13-9
special use tool 13-9

pulley

clutch 11-3
starter-generator 6-13

pump, impulse fuel 9-3

push rod 7-9, 8-9

R

rack and pinion drag link 5-7

rack guide pressure spring 5-7

rack, steering 5-7

ratchet, park brake 4-5

reamer, valve guide 13-9

rear body 1-21

rear spring shackle 5-17

receptacle, accessory 6-9

regulator, voltage 6-7

remover, bearing and oil seal 13-3

retainer

accelerator pedal spring 4-9
brake shoe 4-3
cable 1-21, 12-11
shock absorber cushion 5-17
spring 5-17
spring (drive clutch) 11-3
valve spring 7-9, 8-9

retaining ring 5-3

retaining ring pliers 13-9

return spring bumper 4-9

reverse buzzer 6-21

INDEX

rim, wheel 2-3
ring
 piston 7-13, 8-13
 retaining 5-3, 6-7, 11-3, 11-9, 12-9
 snap 5-7, 7-9, 7-13, 8-9, 8-13
 spiral backup 11-3
 synchronizer 12-5
ring, C-type stop 5-7
ring, piston 8-13
rock guard 12-13
rocker arm 7-9, 8-9
rocker case 7-9, 8-9
rocker case gasket 7-9, 8-9
rocker shaft 7-9, 8-9
rod
 accelerator 4-11
 accelerator pivot 4-9
 connecting 7-13, 8-13
 crankshaft 7-13, 8-13
 equalizer 4-7
 hill brake 4-5
 link 1-27
 push 7-9, 8-9
 shift 12-5
 tie 5-9
rotor, oil pump and 7-7, 8-7
RPM limiter 7-5, 8-5
RPM limiter bracket 7-5, 8-5
RPM limiter damper 7-5, 8-5
RPM limiter mount band 7-5, 8-5
rubber bumper 1-13

S

safety first card 13-9
screen, oil filter 7-11, 8-11
screw, eccentric adjustment 5-11
screw, valve clearance adjuster 13-9
seal
 bearing 5-3
 crankshaft 7-11
 intake 9-17
 oil 7-9, 7-13, 8-9, 8-11, 8-13, 12-3,
 12-5, 12-7
 steering pinion dust 5-7
 vertical socket dust 5-7, 5-9
seal puller 13-9
sealant 12-3
seat
 spring 7-9, 8-9
 valve 7-7, 8-7
seat bottom assembly 1-23
seat cover, vinyl 1-23
seat foam 1-23
seat gasket 1-23
seat support 1-25
seat support cross brace 1-25

seat, bearing 5-3
sending unit, fuel gauge 9-5
sensor, oil level 7-11, 8-11
set, brush and screw 6-13
set, pole 6-13
shackle, rear spring 5-17
shaft
 change 12-3
 counterbalance guide 7-13, 8-13
 intermediate steering 5-3
 rocker 7-9, 8-9
 steering column 5-3
 transmission 12-5
shield, governor 9-11
shift fork 12-5
shift rod 12-5
shifter base, FNR 12-9
shifter bracket 12-3, 12-11
shim, camshaft 8-11
shim, crankshaft 7-13, 8-13
shock absorber 5-9
shock absorber (rear) 5-17
shock absorber cushion 5-17
shock absorber cushion retainer 5-17
shoe, brake 4-3
shroud 8-3
shroud, engine 7-3, 8-3
shroud, fan 7-3, 8-3
side bar 1-19
sleeve
 delta A-plate 5-9
 governor 12-5
 park brake rod 4-5
 synchronizer 12-5
snap ring 5-7, 7-9, 7-13, 8-9, 8-13
snubber bracket 7-15, 8-15
snubber, inner frame 7-15, 8-15
socket 5-7, 5-9
solenoid, 12-volt 6-7
spacer
 accelerator pivot rod 4-9
 headlight 6-11
 key switch 6-9
 overload bumper 5-17
 park brake 4-5
spacer, wheel 5-13
spanner wrench 13-9
spark plug 7-5, 8-5
spark plug cap 7-5
spindle 5-13, 5-15
spindle and hub 5-13, 5-15
spiral backup ring 11-3
spray, battery terminal protector 13-3
spring 1-27
 accelerator return 4-9
 brake 4-3

brake return 4-7
brush 6-13
compression 9-17
drive button 11-3
drive clutch 11-3
driven clutch 11-9
engine valve 7-9
extension return 9-17
forward/reverse cam 12-9
leaf 5-11, 5-17
park brake torsion 4-5
rack guide pressure 5-7
shifter 12-5
steering shaft compression 5-3
synchronizer 12-5
throttle return 9-11, 9-13
 valve 8-9
spring cup 4-9
spring mounting plate 5-11
spring retainer 5-17
spur gear 7-13, 8-13, 12-5
starter/generator 6-13
starter/generator belt 6-15, 6-17, 11-3
starter/generator mounting bracket 6-15
starter/generator pulley 6-13
steel bushing 1-29, 5-11, 5-17
steel pressure relief ball 7-7, 8-7
steering column 5-3
steering column bearing press tool 13-9
steering column retaining ring tool 13-9
steering gear box 5-7
steering pinion 5-7
steering pinion dust seal 5-7
steering rack 5-7
steering shaft assembly 5-3
steering shaft compression spring 5-3
steering wheel 5-5
steering wheel center 5-5
steering wheel puller tool 13-9
stem, valve 2-3
stiffener, bed support 1-29
stiffener, flywheel side 7-15, 8-15
stiffener, PTO side 8-15
strap, A-plate 5-9
strap, fuel tank 9-3
stud 7-15, 8-15
 ball 6-7, 12-3, 12-9
 lug 5-13, 5-15, 12-7
support
 bed 1-25
 brush guard 5-11
 cowl 1-3
 hinge 1-29
 latch link 1-27
 seat 1-25
 support yoke (steering) 5-7

INDEX

support, front body 1-21
support, seat 1-25
switch
 key 6-9
 light 6-9
 limit 12-9
synchro gear 12-5
synchronizer clutch hub 12-5
synchronizer insert 12-5
synchronizer sleeve 12-5
synchronizer spring 12-5
system, exhaust 10-3, 10-5

T

12-volt battery 6-19
12-volt solenoid 6-7
tachometer 13-9
tachometer probe, diesel 13-9
tailgate 1-27
tank, fuel 9-5
tape, non-skid 1-17, 1-19
tappet 7-11
tester, continuity 13-5
thermometer, battery 13-3
thread-forming grease fitting 5-7, 5-9, 5-13, 5-15
throttle return spring 9-11, 9-13
throttle spring return bracket 9-11, 9-13
thrust bearing 5-11
thrust plate 12-5, 12-7
tie rod 5-9
tie wrap 5-7, 6-7
tilt bed catch 1-27
tilt latch 1-27
tire 2-3
tool

 accelerator pedal adjustment 13-3
 belt tensioning, starter/generator 13-11
 brake adjustment 13-3
 brake cable release 13-3
 brake pedal adjustment 13-3
 brake pedal tension 13-3
 cam installation 13-3
 carburetor float level 13-7
 charger bezel 13-3
 clutch alignment 13-5
 cT-wrench 13-5
 drive clutch fixed sheave 13-5
 drive clutch holder 13-5
 drive clutch spider removal 13-5
 driven clutch spring compression base 13-5
 driven clutch spring compression collar 13-5
 driven clutch spring compression nut 13-5

governor shaft installation 13-7
puller, special use 13-9
steering column bearing press 13-9
steering column retaining ring 13-9
steering wheel puller 13-9
transaxle axle seal 13-9
transaxle pinion seal 13-9
transmission 13-9
valve guide driver 13-9
valve seat cutter 13-5
tool kit, clutch 13-5
touch-up paint 13-7
transaxle axle seal tool 13-9
transaxle guard 12-13
transaxle pinion seal tool 13-9
transaxle, unitized 12-3
transmission cable 12-11
transmission shaft 12-5
transmission tool 13-9
tube
 crankcase vent 9-11, 9-13
 oil filler 7-3, 8-3
tune-up kit 13-9
T-wrench tool 13-5

U

U-bolt 5-17
unitized transaxle 12-3
upper delta clevis 5-11
urethane bushing 1-29, 5-9, 5-11, 5-17

V

valve
 choke 9-17
 exhaust 7-9, 8-9
 fuel pickup tube 9-5
 intake 7-9, 8-9
 reed 7-9, 8-9
valve clearance adjuster screw 13-9
valve guide 8-9
valve guide driver tool 13-9
valve guide reamer 13-9
valve guide, intake 7-9, 8-9
valve seat 7-7, 8-7
valve seat cutter 13-5, 13-11
valve seat cutter guide 13-11
valve seat cutter tool 13-5
valve seat t-wrench 13-11
valve spring 8-9
valve spring compressor 13-11
valve spring retainer 7-9, 8-9
valve stem 2-3
vent barb 9-3, 9-5
vertical socket dust seal 5-7, 5-9
volt ohm meter 13-11

voltage regulator 6-7

W

warning light, low oil 6-9
wear pad 1-21
wedge, bearing puller 13-3
weight
 clutch 11-3
 counterbalance 7-13, 8-13
 secondary clutch 11-3
weldment
 press 13-5
wheel cover 2-5
wheel rim 2-3
wheel spacer 5-13
wheel, steering 5-5
wire harness, gasoline 6-5
woodruff key 12-3
wrap, tie 5-7, 6-7
wrench, spanner 13-9

Y

yoke, gear 13-7
yoke, support (steering) 5-7

Husqvarna Forest and Garden

7349 Statesville Rd.

Charlotte, NC 28269

USA

www.usa.husqvarna.com/huv