

**BZ27 D**

**BZ34 D**

**Spare parts**

**Ersatzteile**

**Pièces détachées**

**Reserve onderdelen**

**Repuestos**

**Reservdelar**

**CE**

# TABLE OF CONTENTS

---

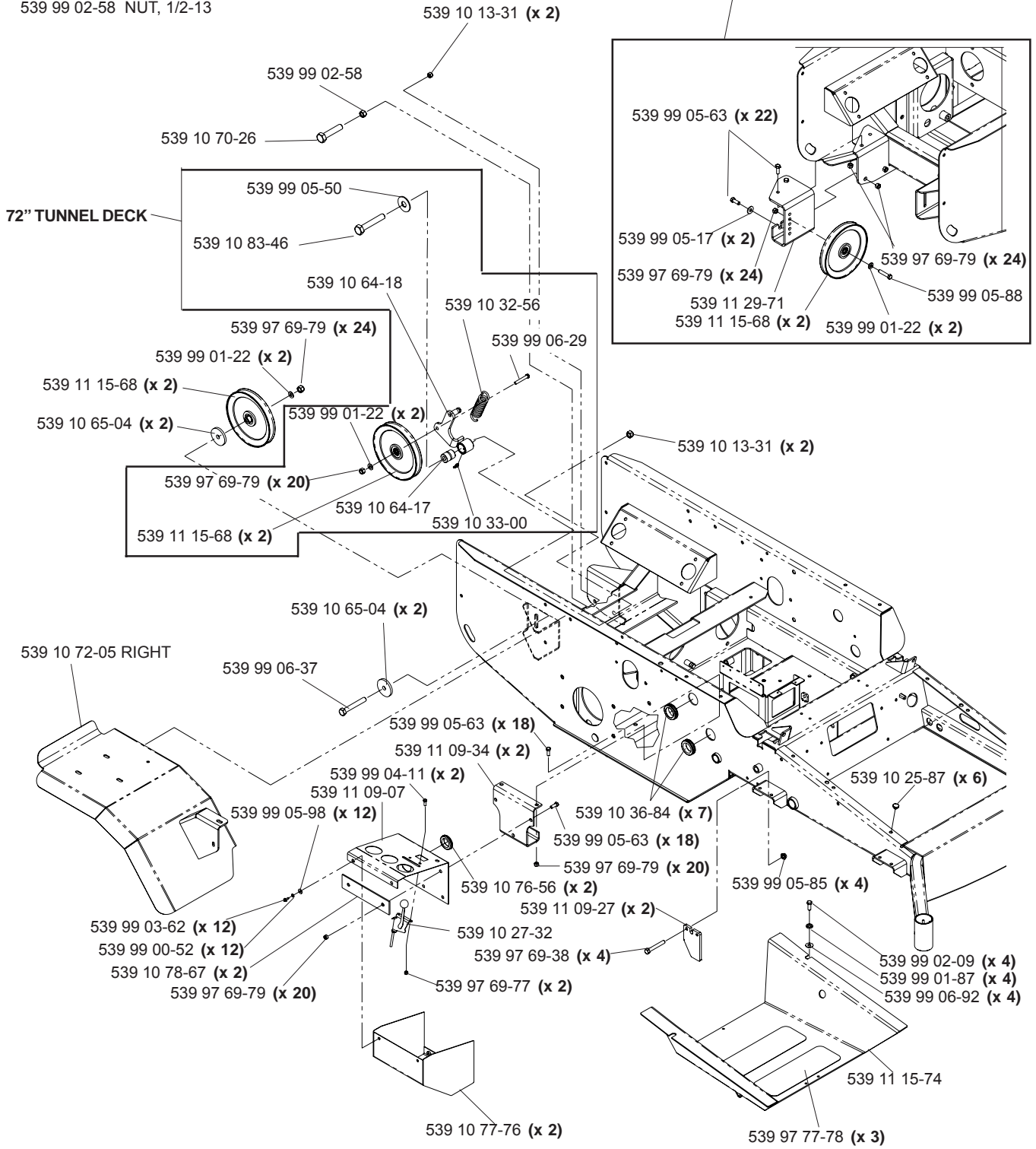
	<u>PAGE</u>
MAIN FRAMEASSEMBLY .....	4
ENGINE ASSEMBLY, 27 H.P. ....	6
ENGINE ASSEMBLY, 34 H.P. ....	8
RADIATOR, 27 H.P. ....	10
RADIATOR, 34 H.P. ....	11
MOTION CONTROL .....	12
HYDRAULIC HOSES & FITTINGS .....	13
HYDRAULIC ASSEMBLY .....	14
FUEL GROUP .....	16
BRAKE GROUP LINKAGE .....	18
SEAT ASSEMBLY .....	20
FOOT PEDAL .....	21
CASTER ASSEMBLY .....	22
DECK LIFT (MANUAL).....	23
DECK LIFT (POWER) .....	24
DECK ASSEMBLY, TRD61B (968999345) .....	26
DECK ASSEMBLY, TRD72B (968999346) .....	28
DECK ASSEMBLY, DC61B (968999350) .....	30
DECALS .....	31
ELECTRICAL GROUP .....	32
WIRE HARNESS .....	33
WIRING SCHEMATIC .....	36
ACCESSORIES .....	38
ROPS (ROLL OVER PROTECTION SYSTEM) .....	38
61" MULCH KIT.....	39
72" MULCH KIT.....	40
61" BAFFLE KIT.....	41
72" BAFFLE KIT.....	42
PARTS DESCRIPTIONS .....	43

# MAIN FRAME ASSEMBLY

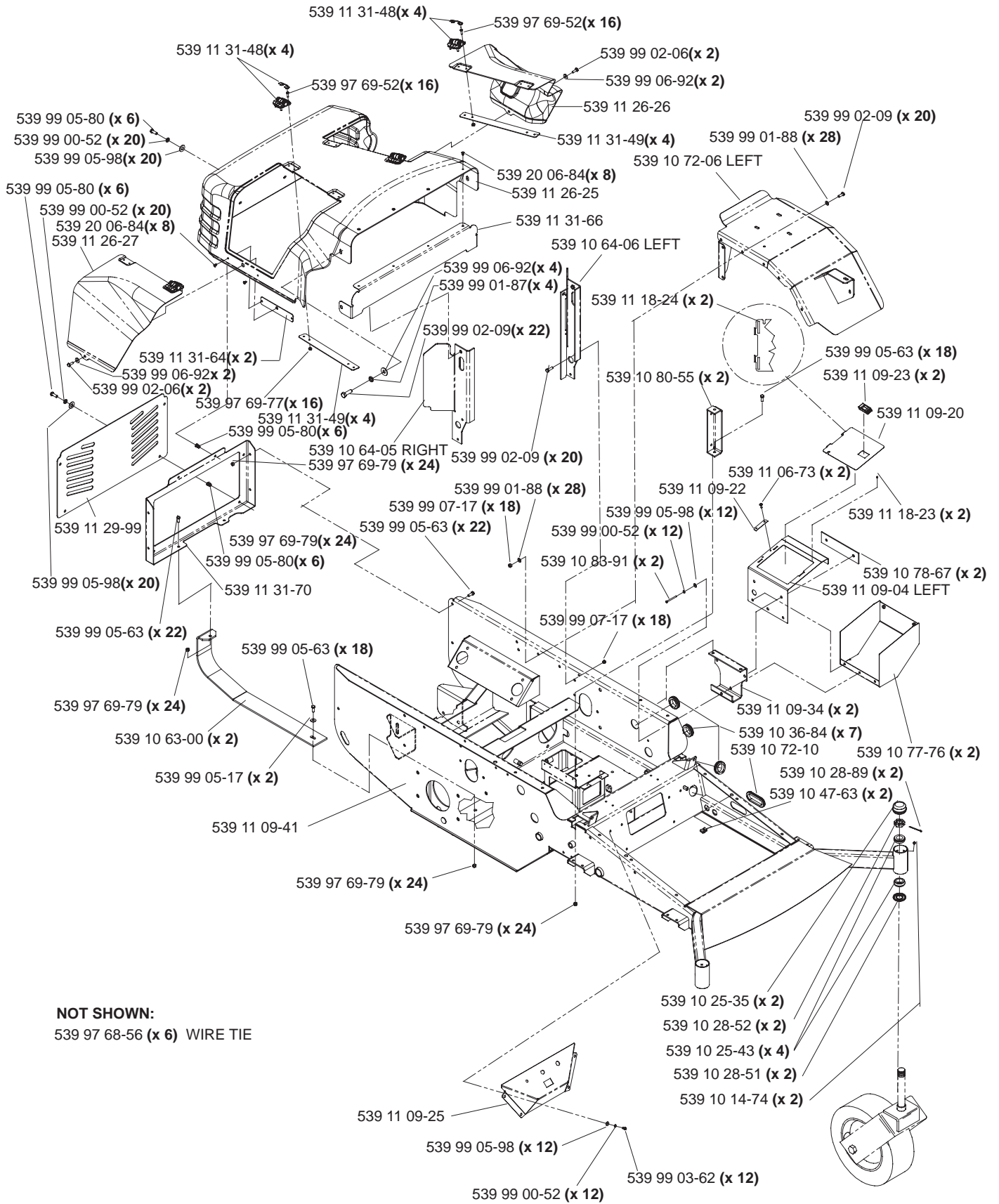
**NOT SHOWN:**

539 10 70-26 HCS, 1/2-13 X 2, GR8  
 539 99 02-58 NUT, 1/2-13

**61" TUNNEL/61" COMBI DECKS**

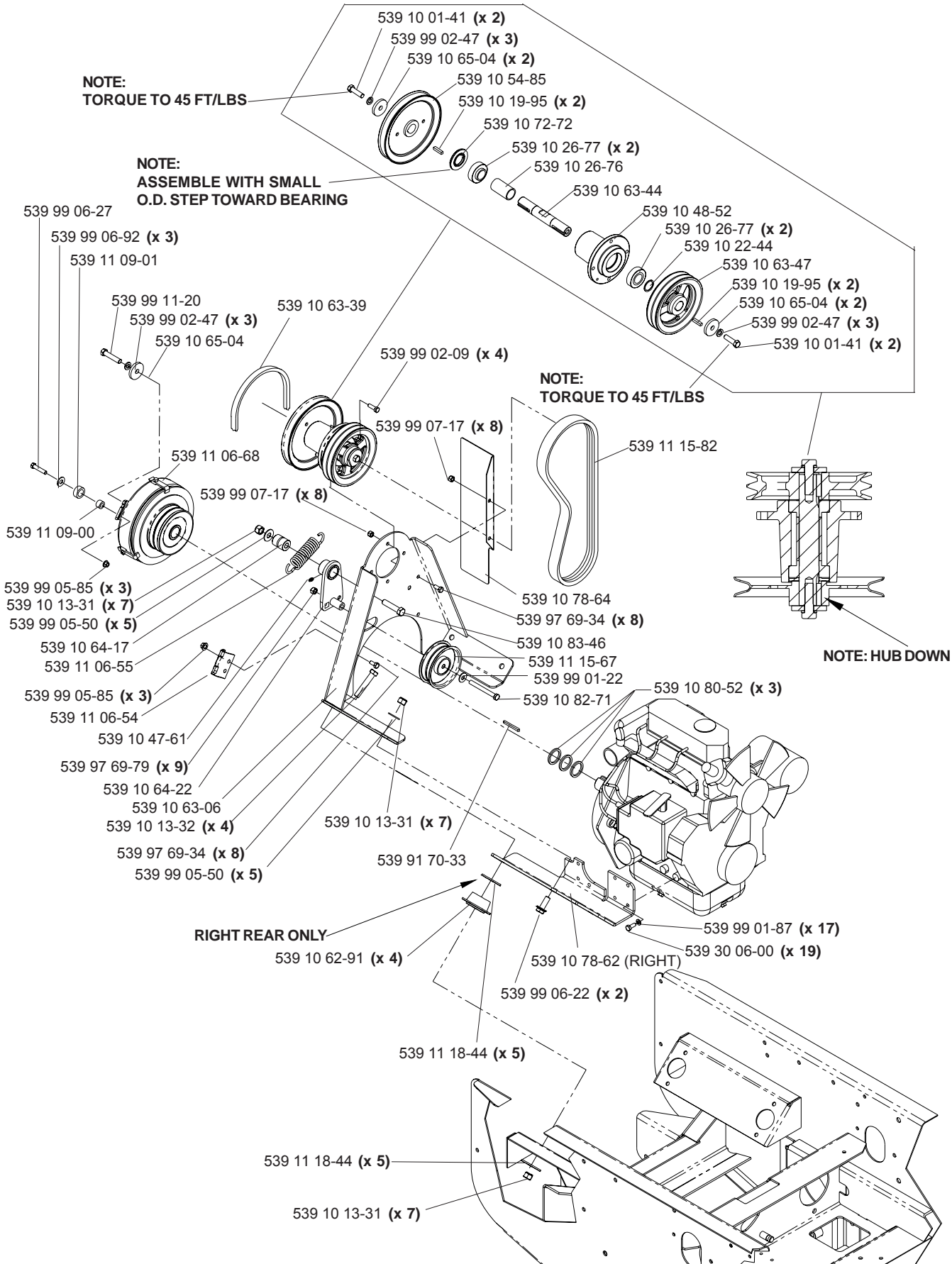


# MAIN FRAME ASSEMBLY



# ENGINE ASSEMBLY

27 H.P.

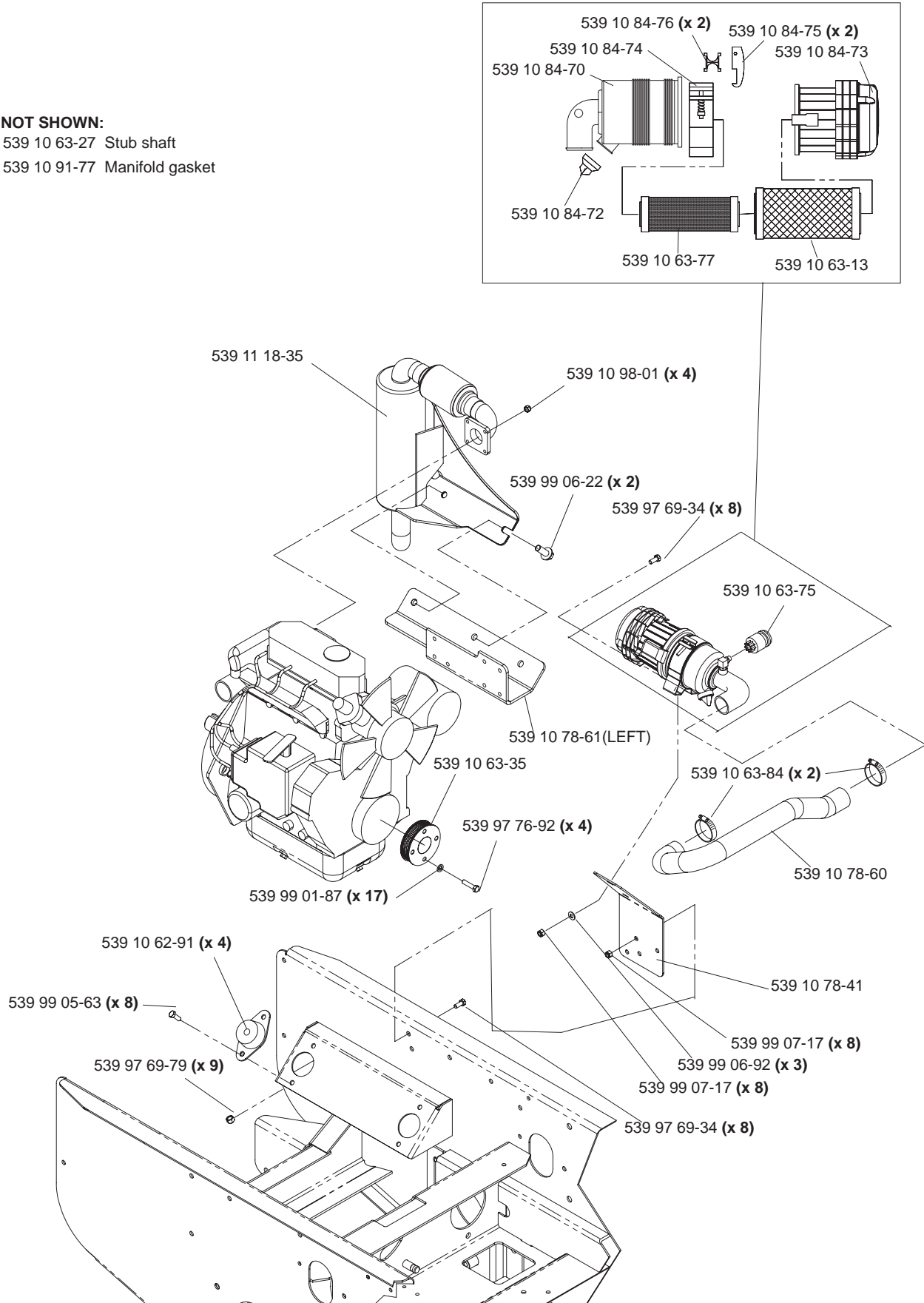


# ENGINE ASSEMBLY

27 H.P.

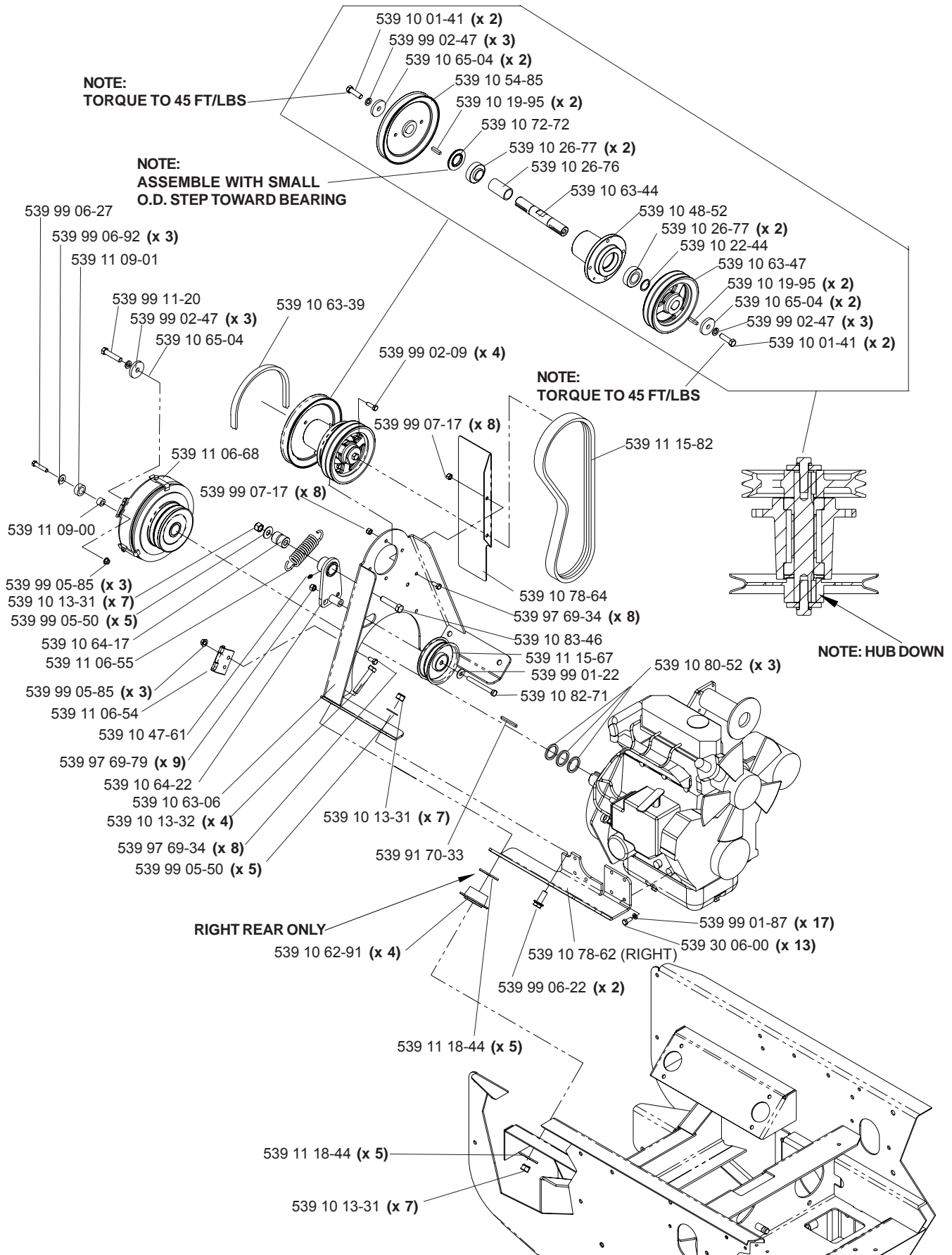
**NOT SHOWN:**

- 539 10 63-27 Stub shaft
- 539 10 91-77 Manifold gasket



# ENGINE ASSEMBLY

34 H.P.



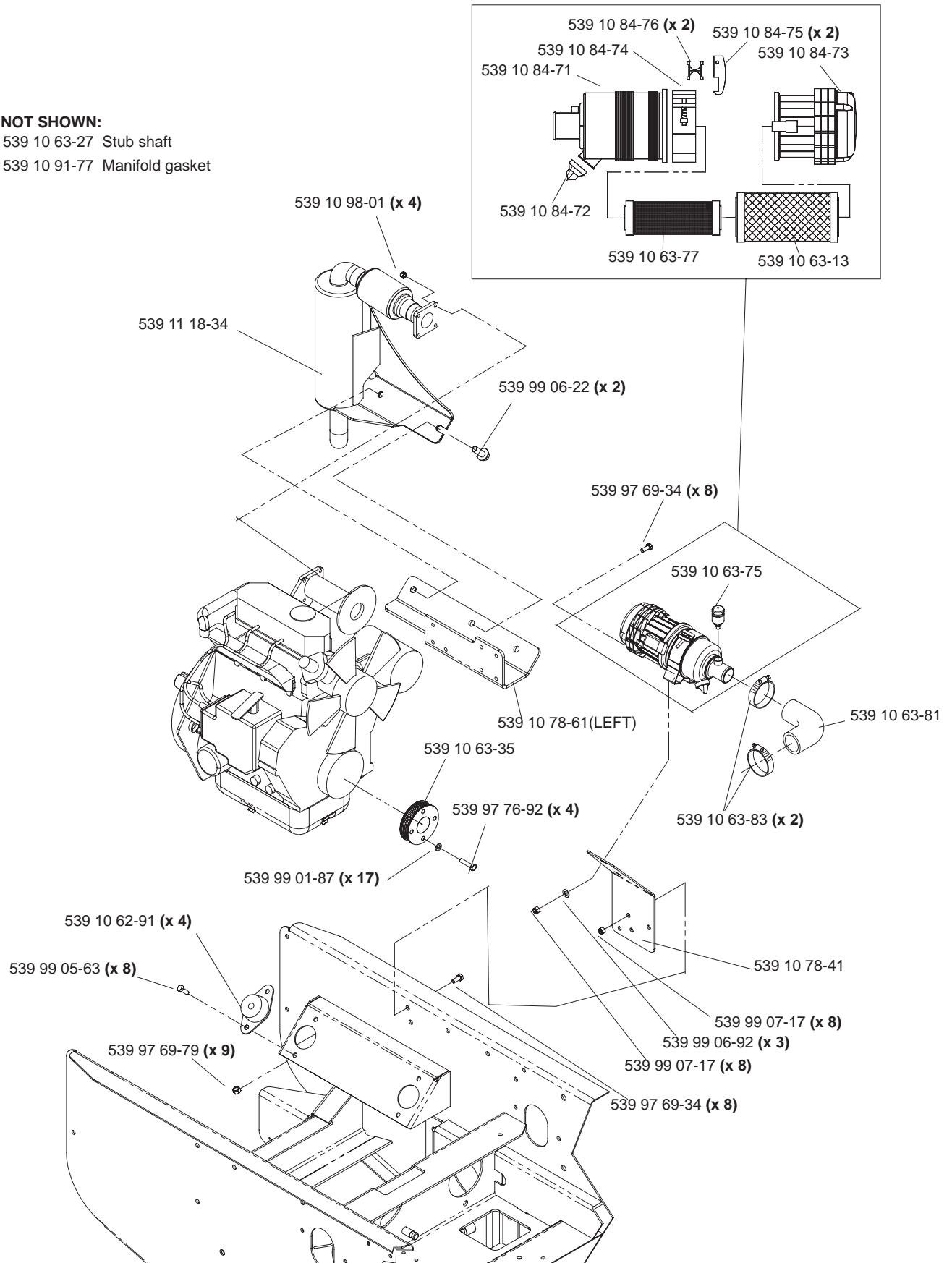
# ENGINE ASSEMBLY

34 H.P.

**NOT SHOWN:**

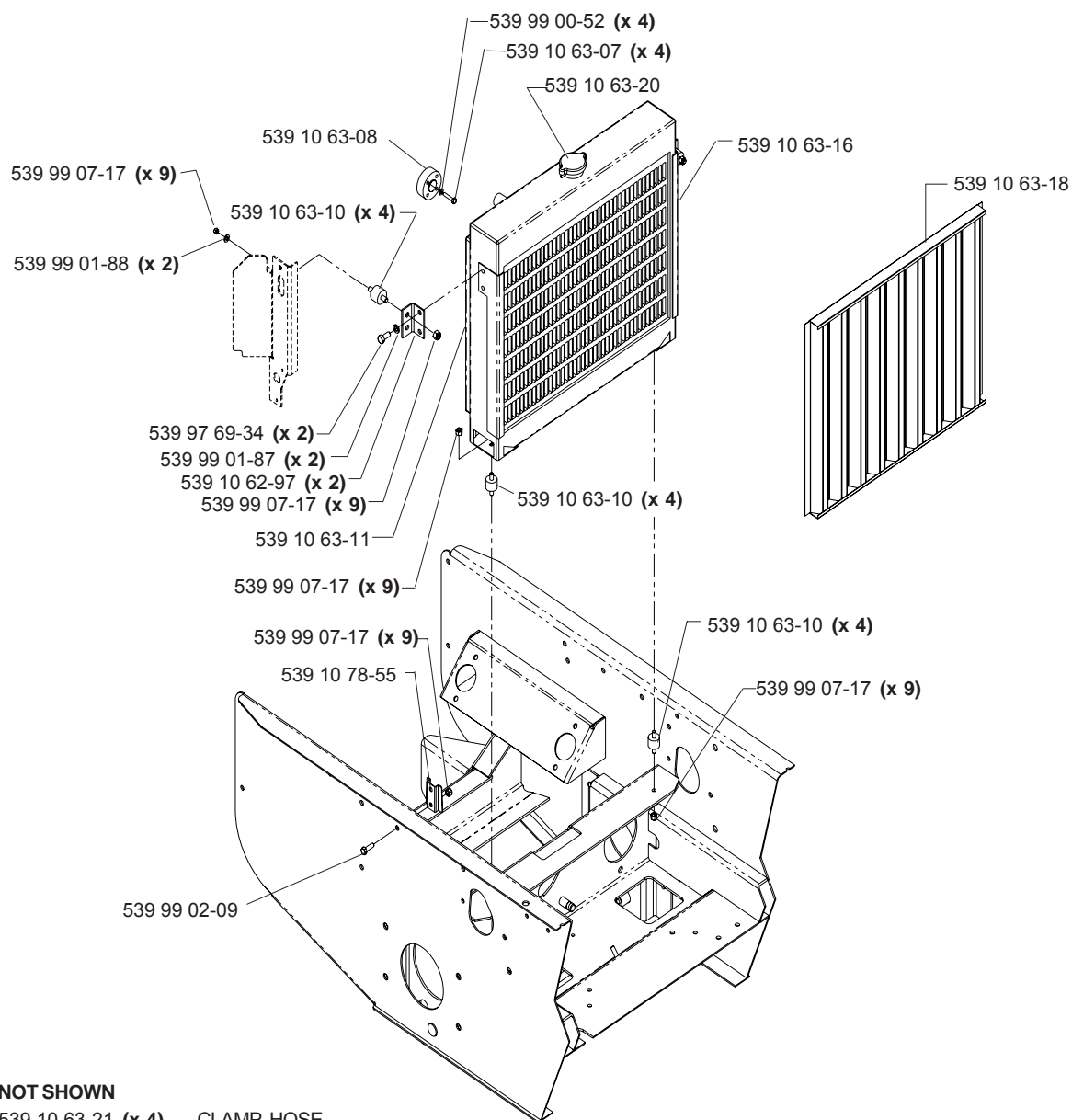
539 10 63-27 Stub shaft

539 10 91-77 Manifold gasket





# RADIATOR 27 H.P.

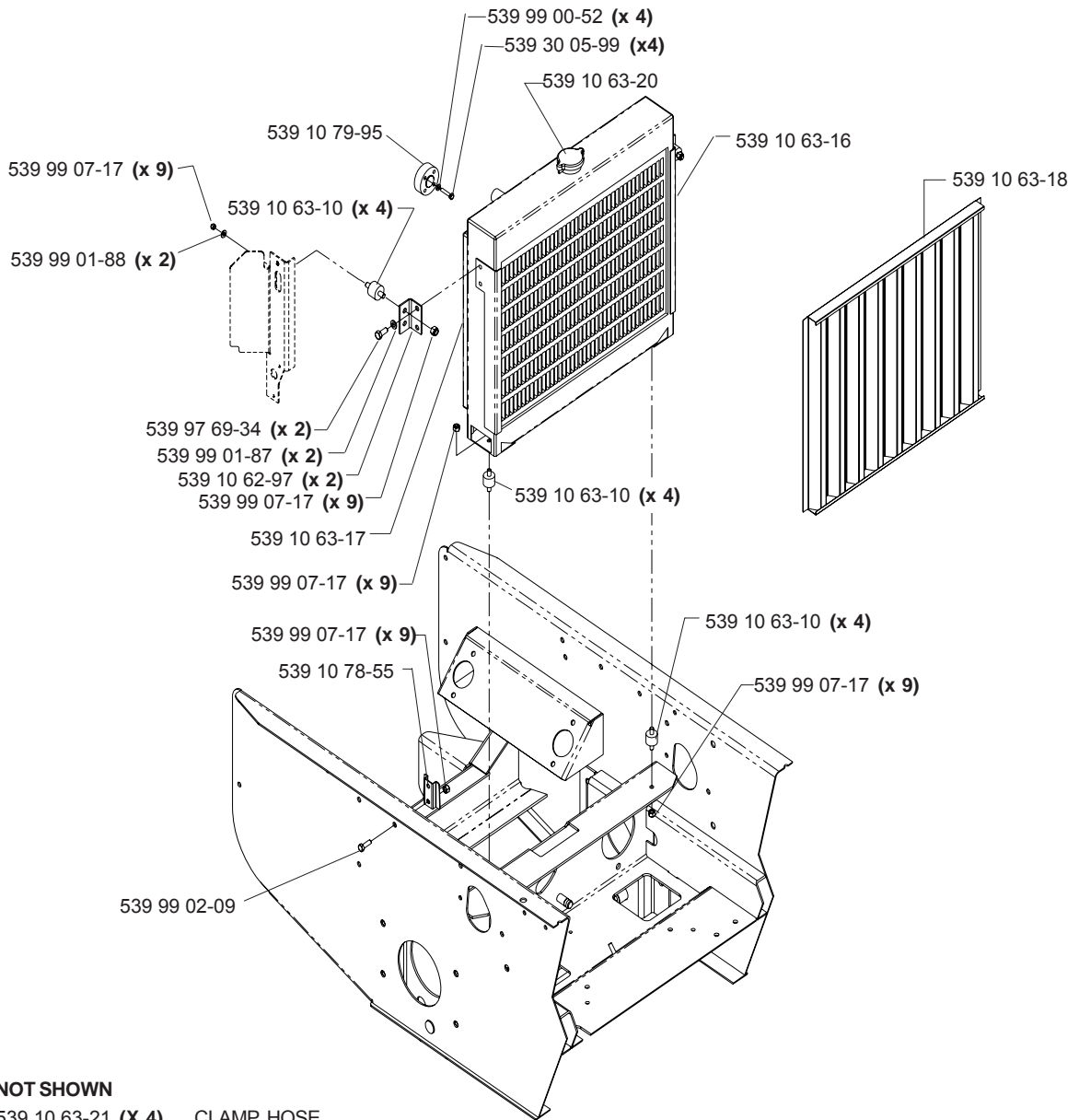


**NOT SHOWN**

- 539 10 63-21 (x 4) .... CLAMP, HOSE
- 539 10 63-26 ..... HOSE, LOWER
- 539 10 63-25 ..... HOSE, UPPER
- 539 10 64-02 ..... OVERFLOW RESERVOIR
- 539 10 63-22 (x 2) .... DRAIN, RADIATOR

# RADIATOR

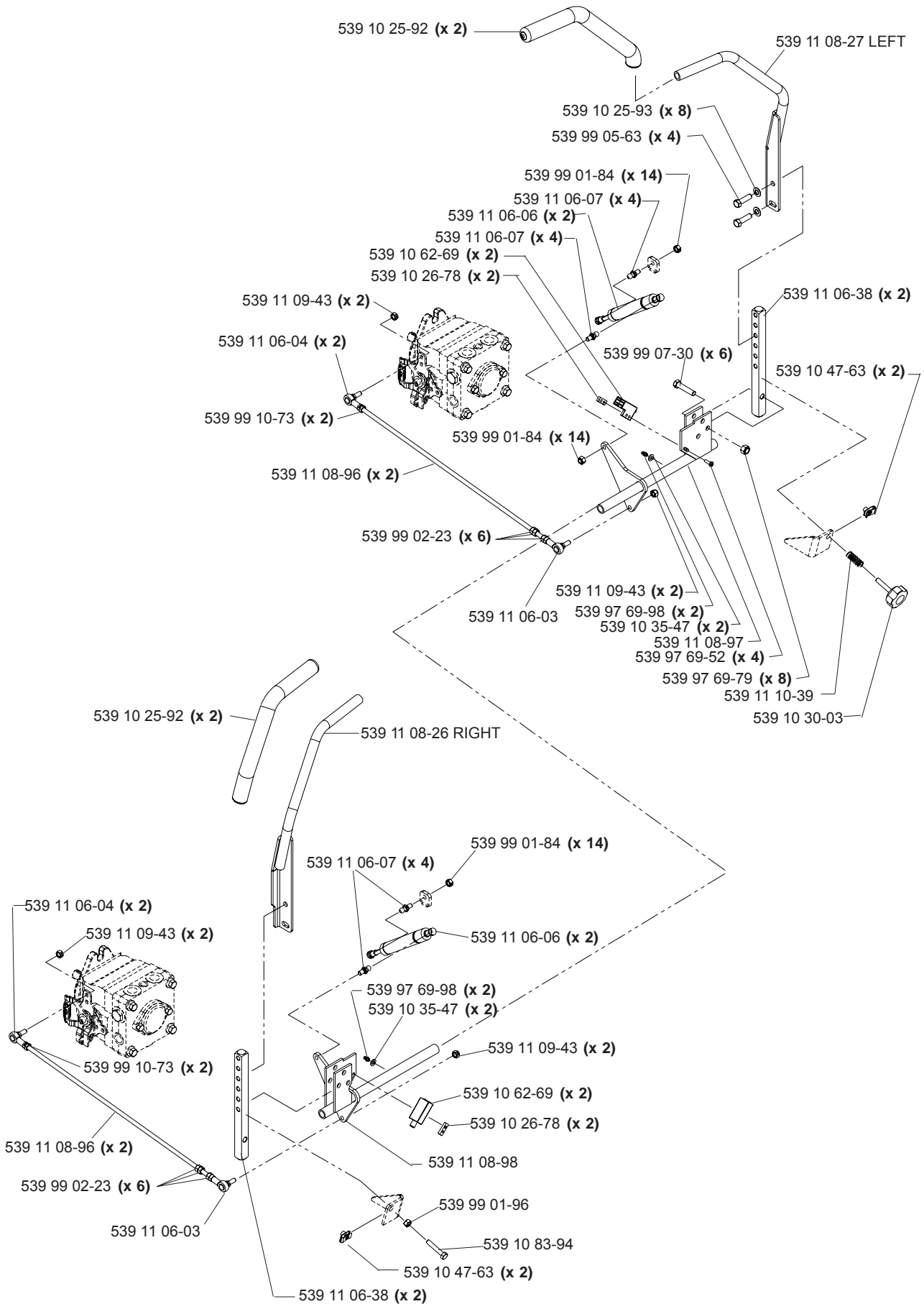
## 34 H.P.



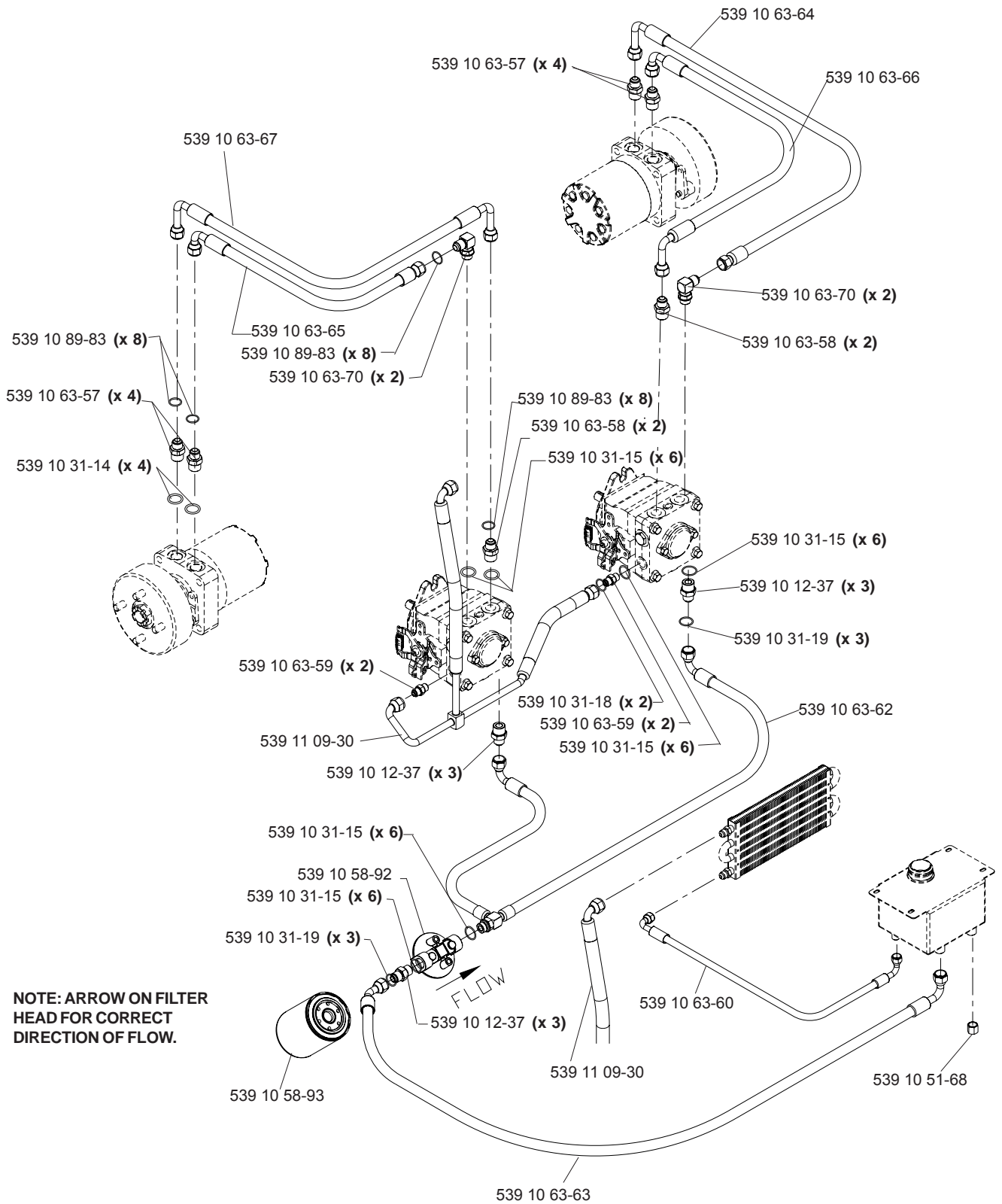
**NOT SHOWN**

- 539 10 63-21 (X 4) .... CLAMP, HOSE
- 539 10 63-26 ..... HOSE, LOWER
- 539 10 63-25 ..... HOSE, UPPER
- 539 10 64-02 ..... OVERFLOW RESERVOIR
- 539 10 63-22 (X 2) .... DRAIN, RADIATOR

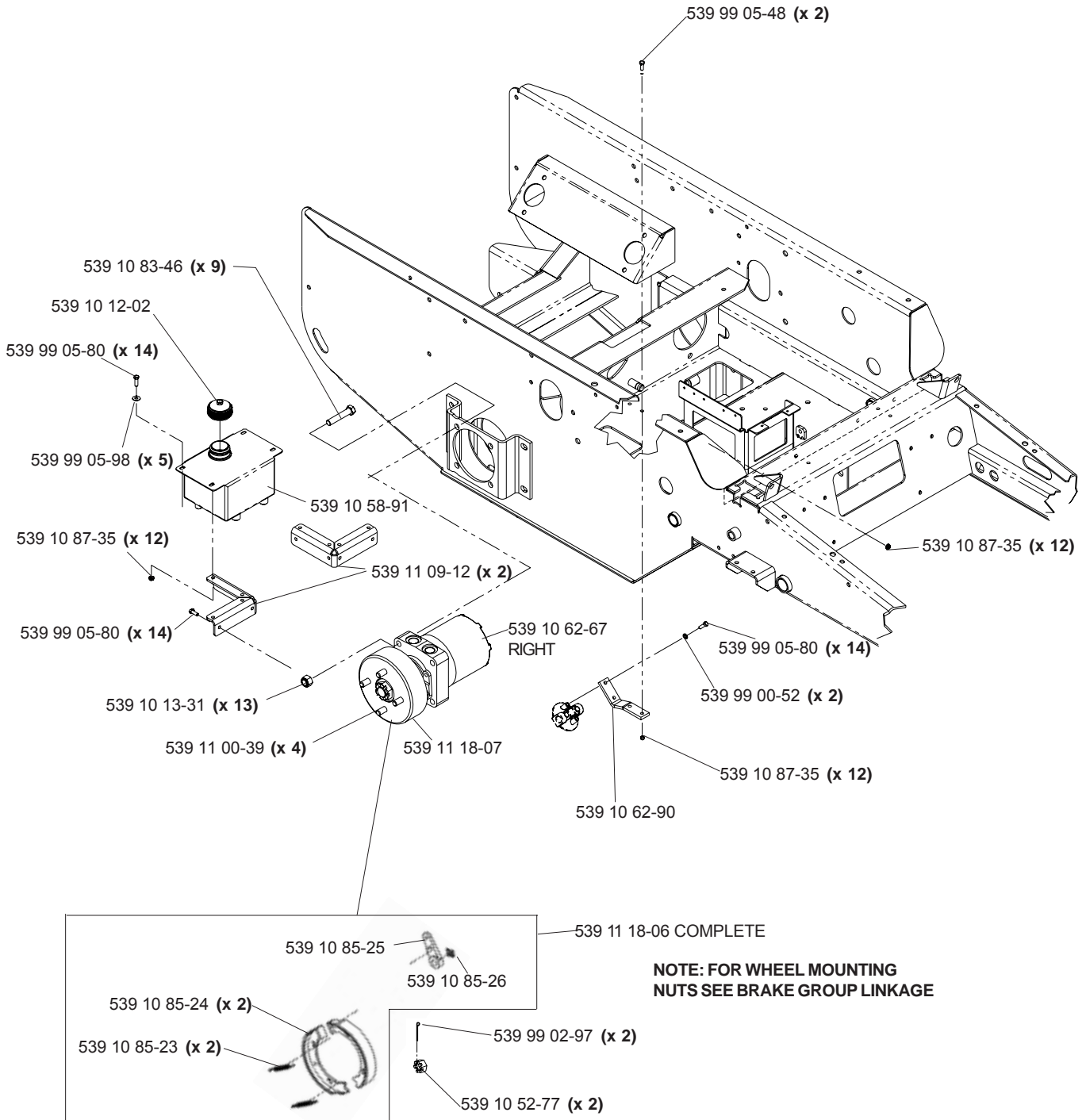
# MOTION CONTROL



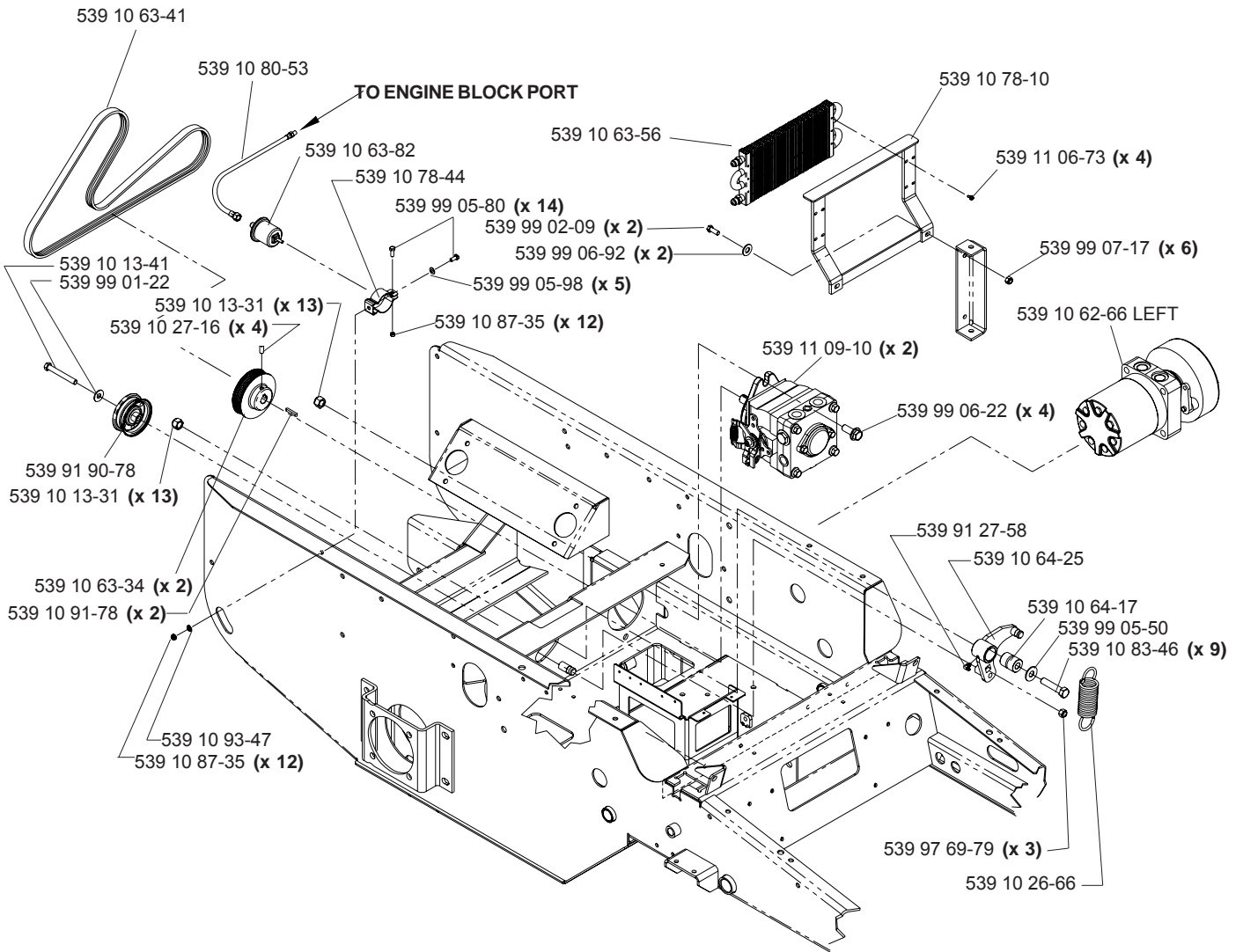
# HYDRAULIC HOSES AND FITTINGS



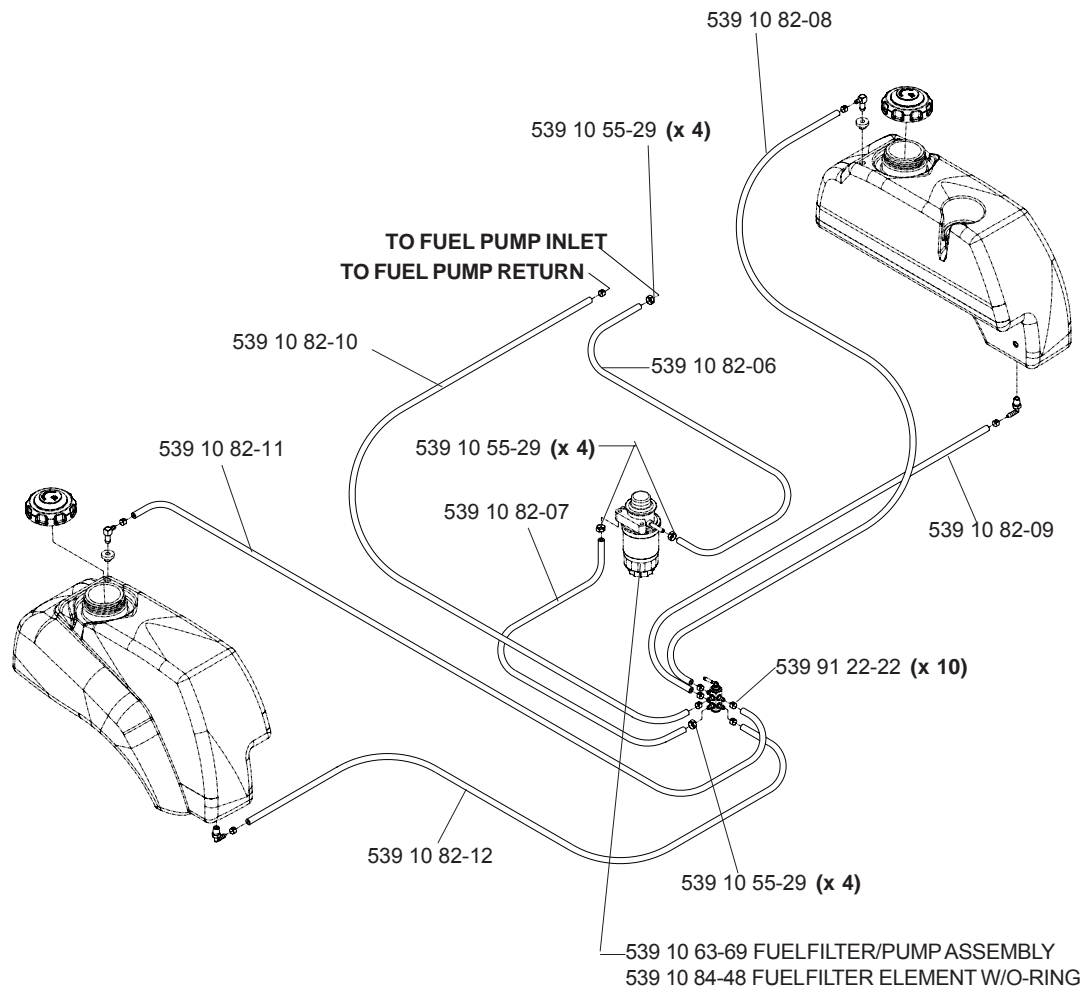
# HYDRAULIC ASSEMBLY



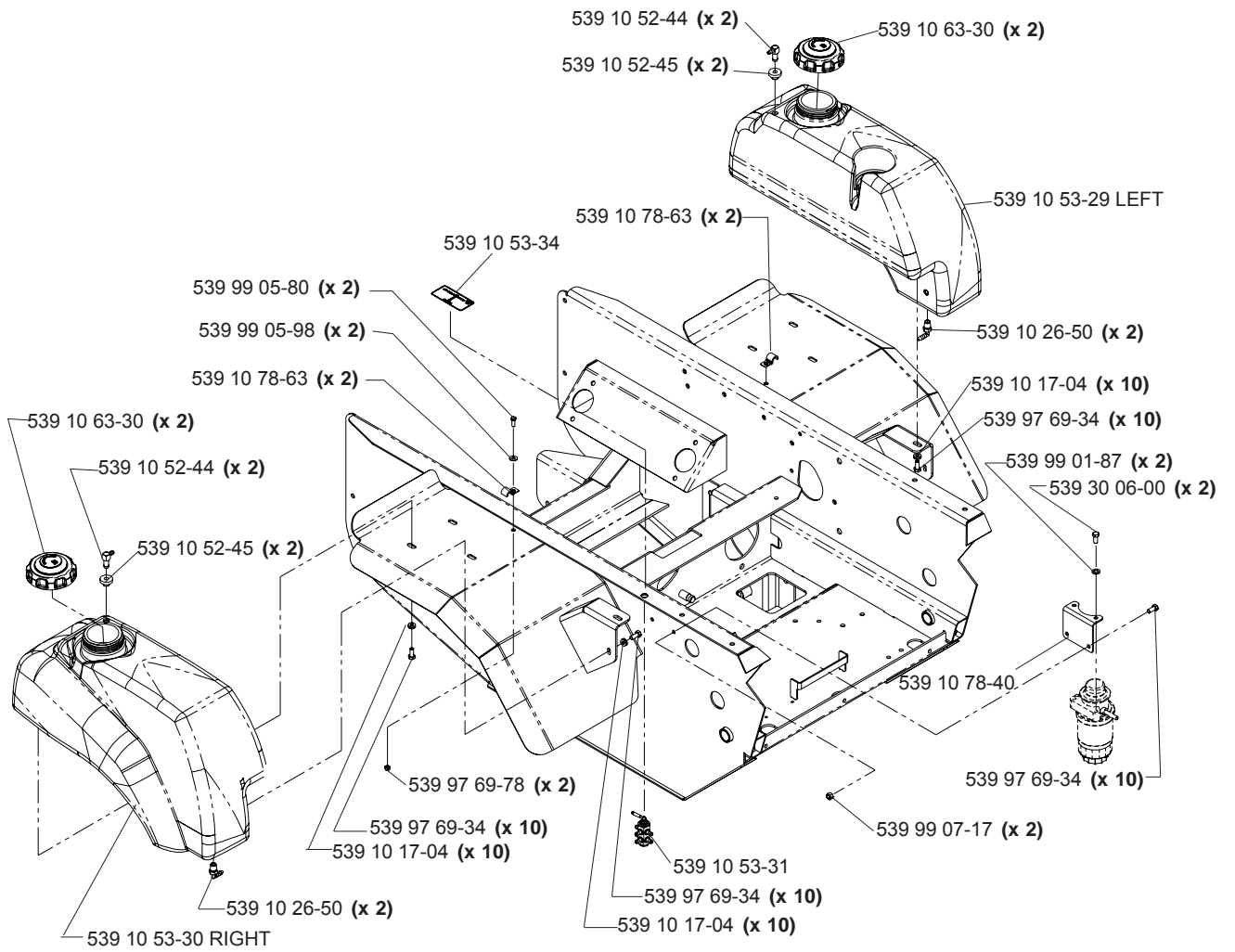
# HYDRAULIC ASSEMBLY



# FUEL GROUP

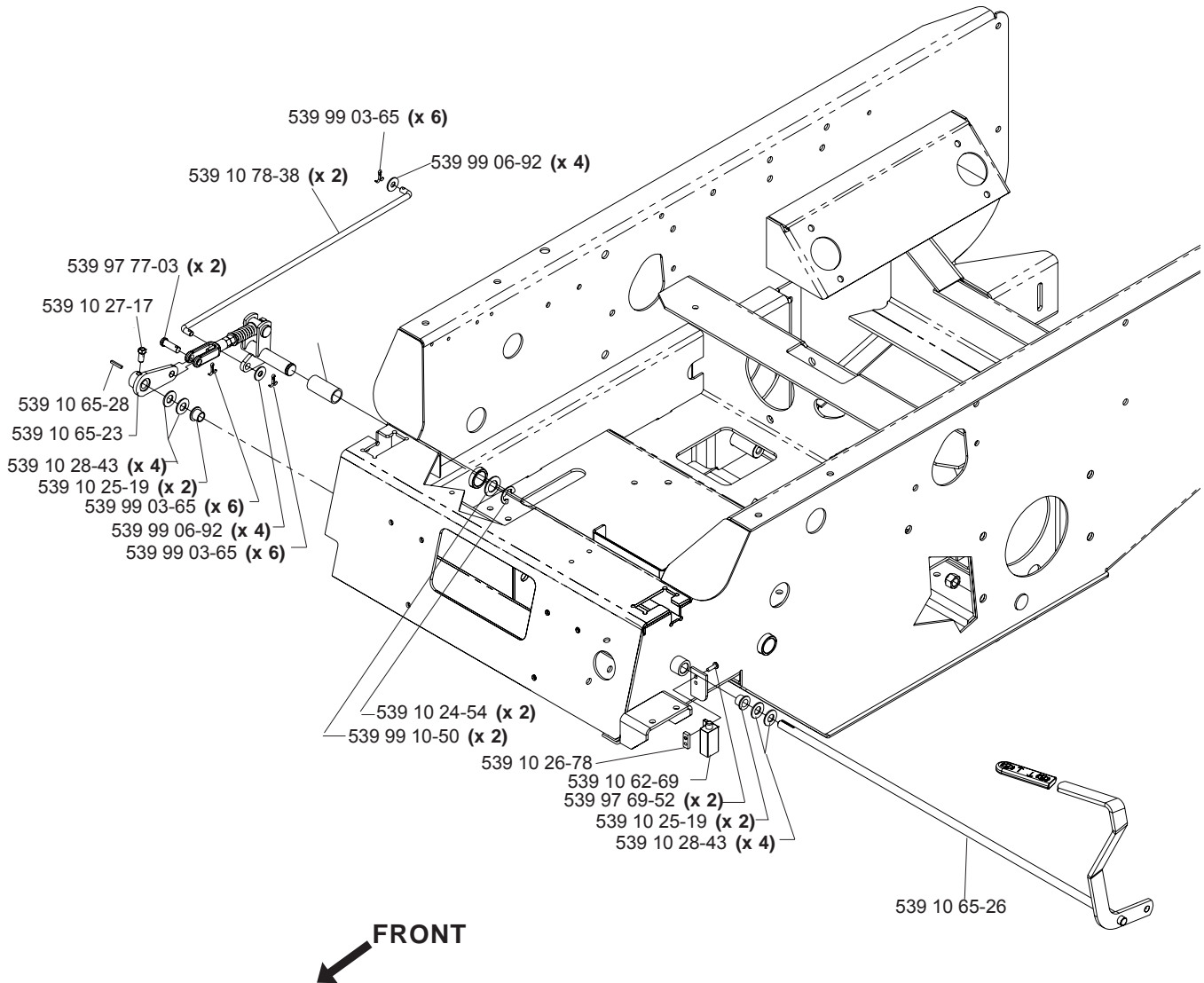


# FUEL GROUP

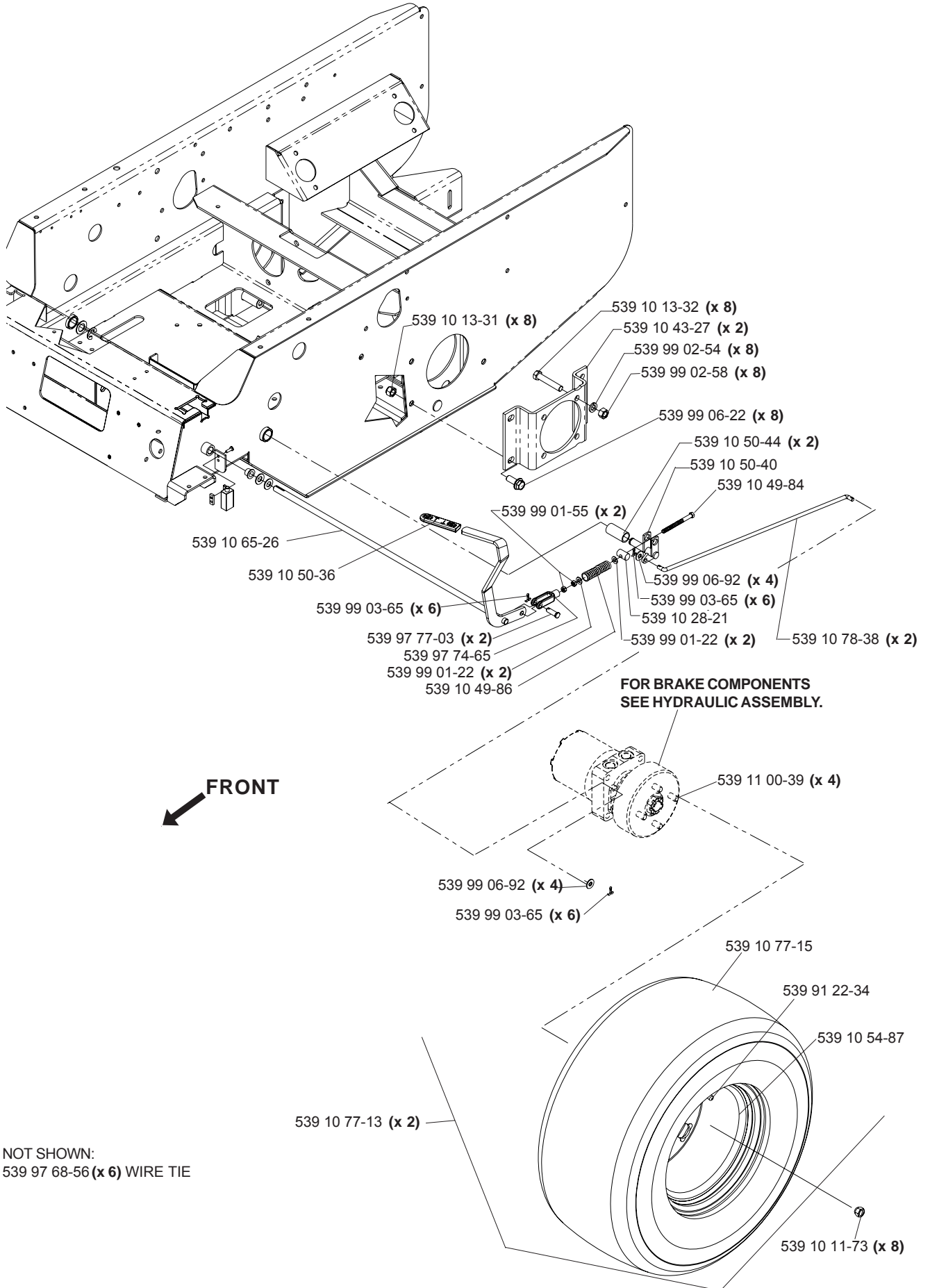




# BRAKE GROUP LINKAGE



# BRAKE GROUP LINKAGE

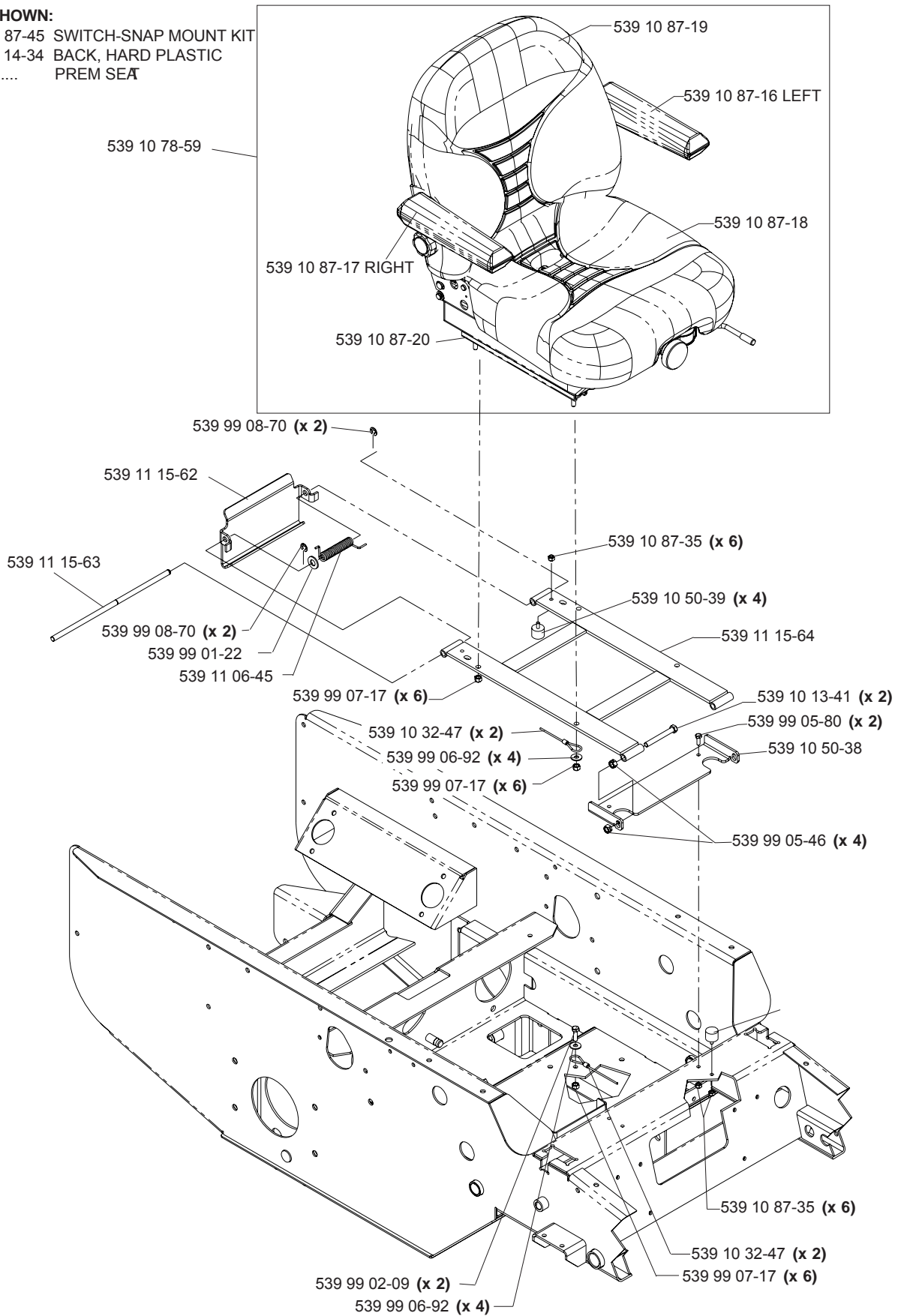


NOT SHOWN:  
539 97 68-56 (x 6) WIRE TIE

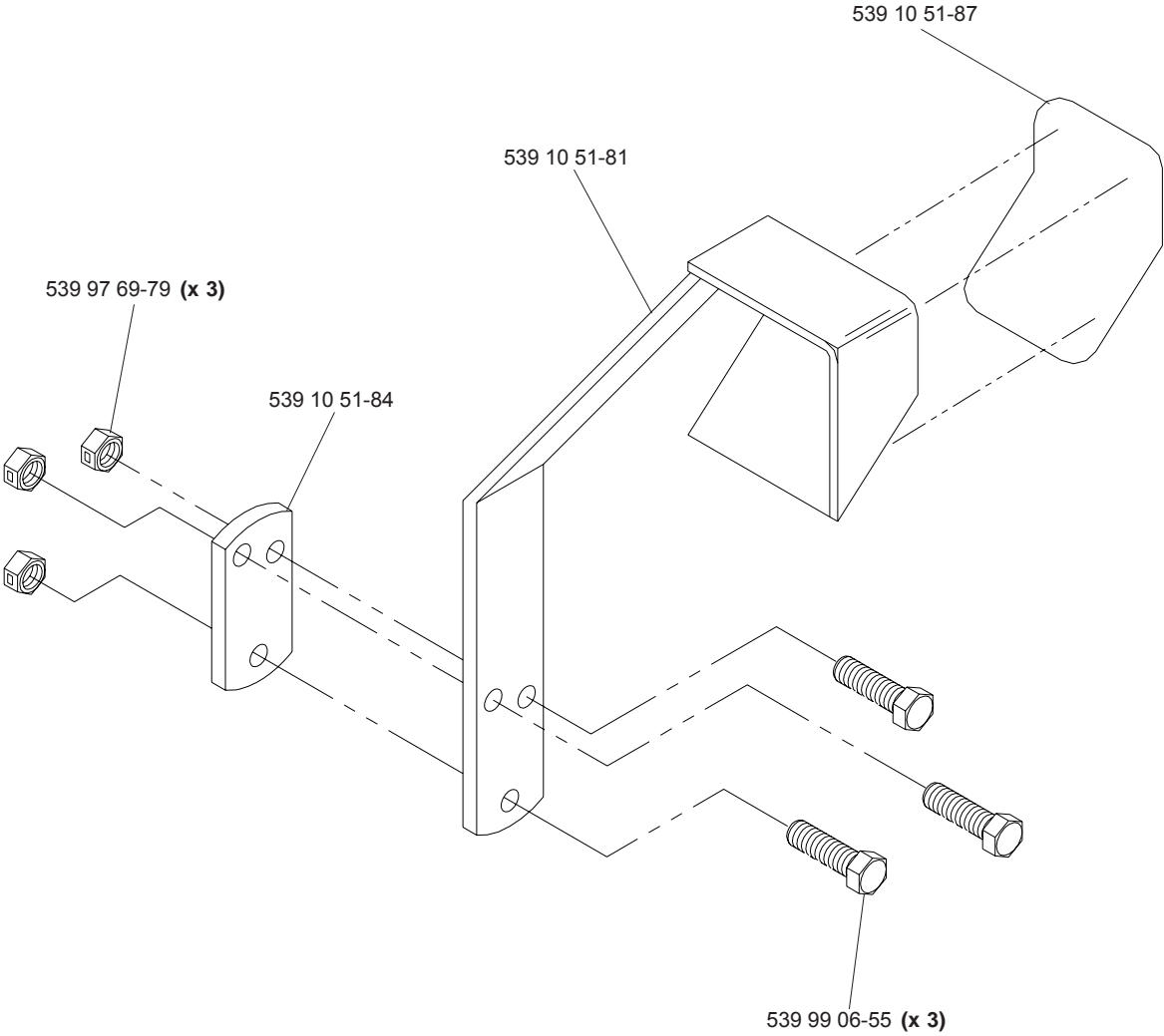
# SEAT ASSEMBLY

**NOT SHOWN:**

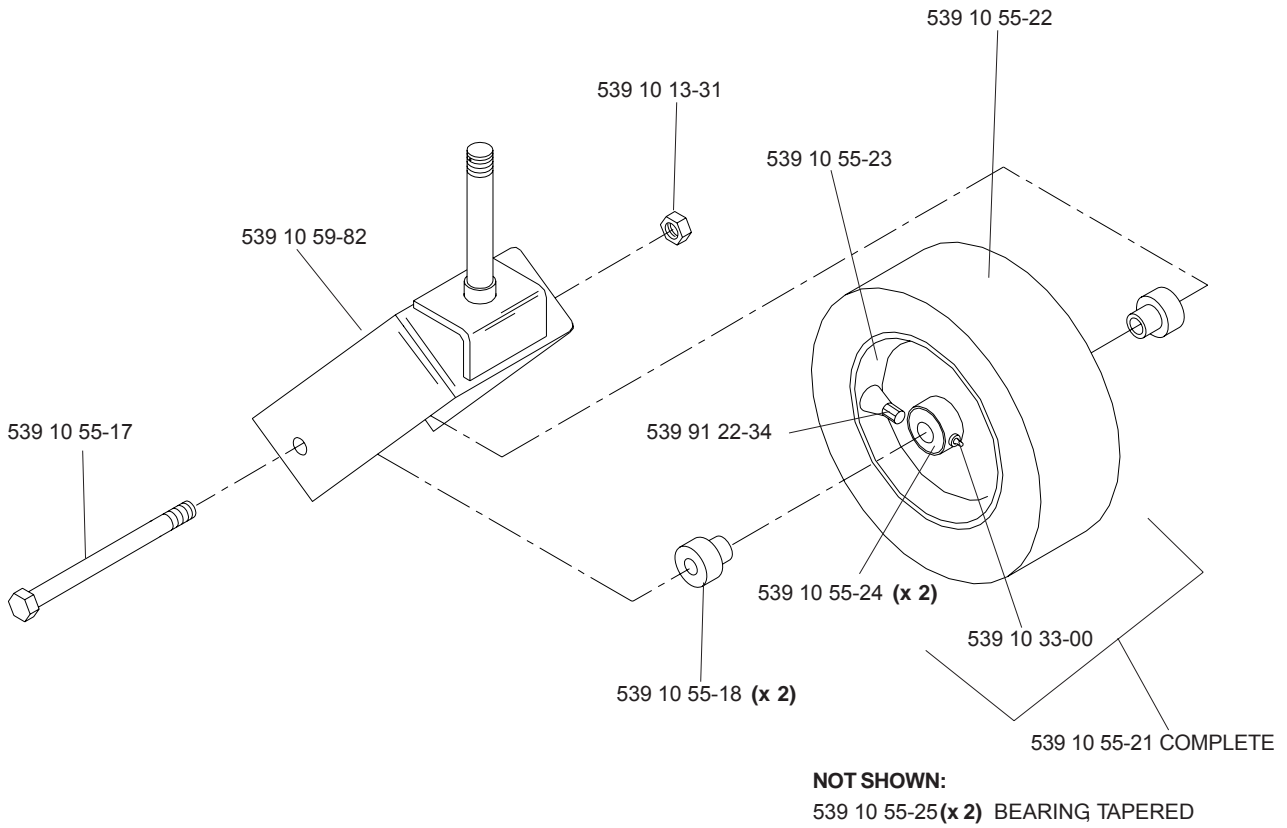
- 539 10 87-45 SWITCH-SNAP MOUNT KIT
- 539 11 14-34 BACK, HARD PLASTIC
- ..... PREM SEAT



# FOOT PEDAL



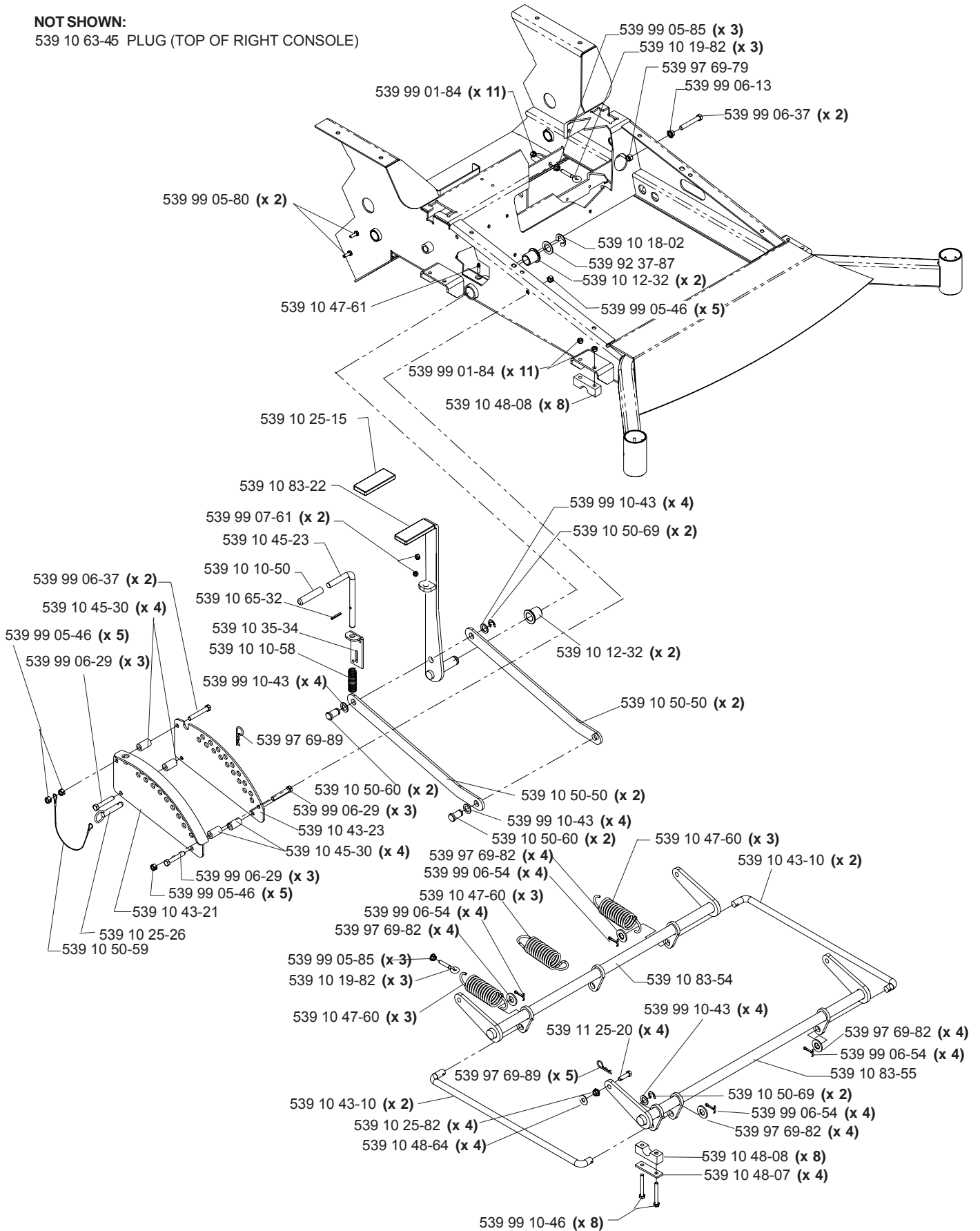
# CASTER ASSEMBLY



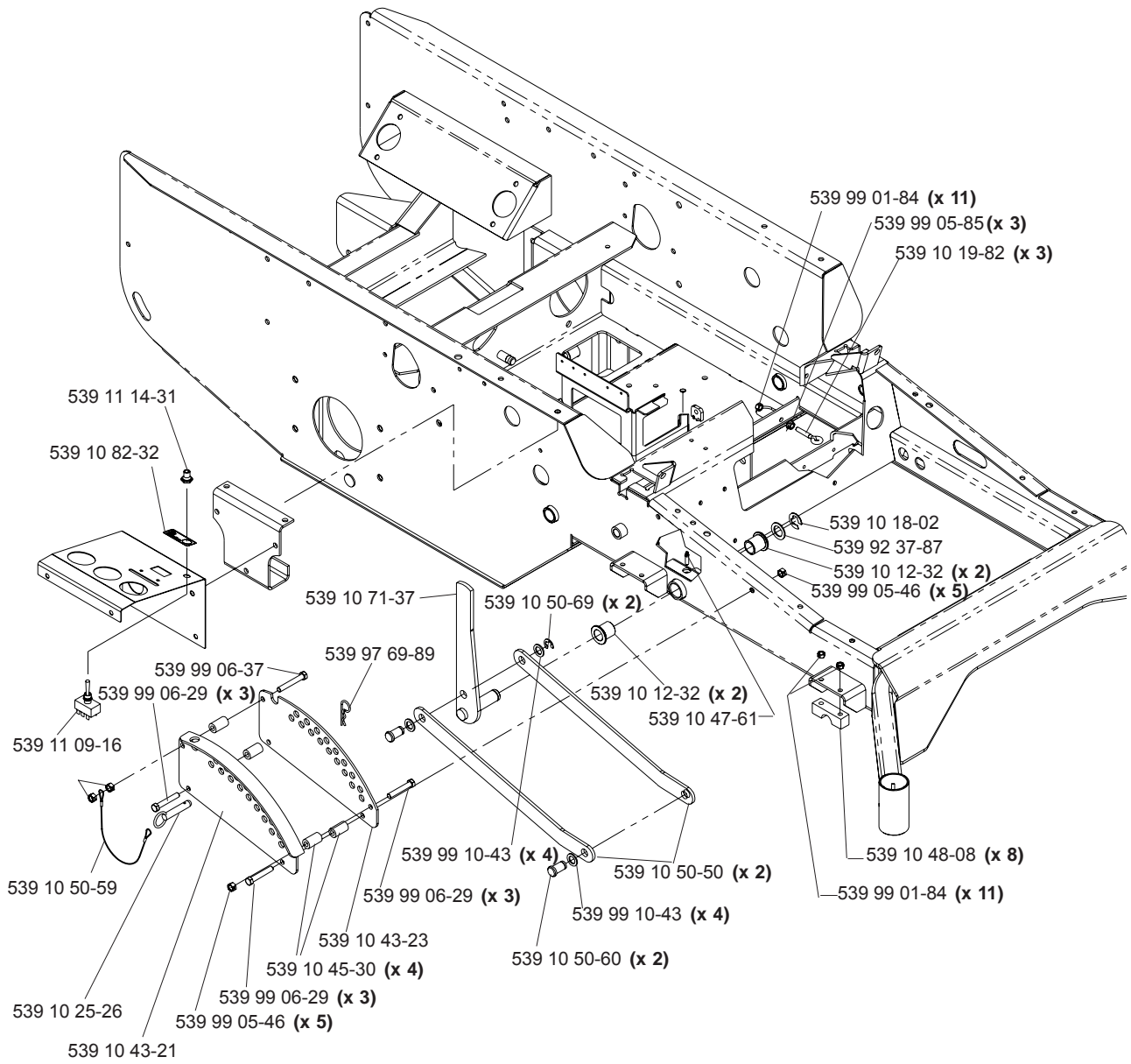
# DECK LIFT MANUAL

**NOT SHOWN:**

539 10 63-45 PLUG (TOP OF RIGHT CONSOLE)

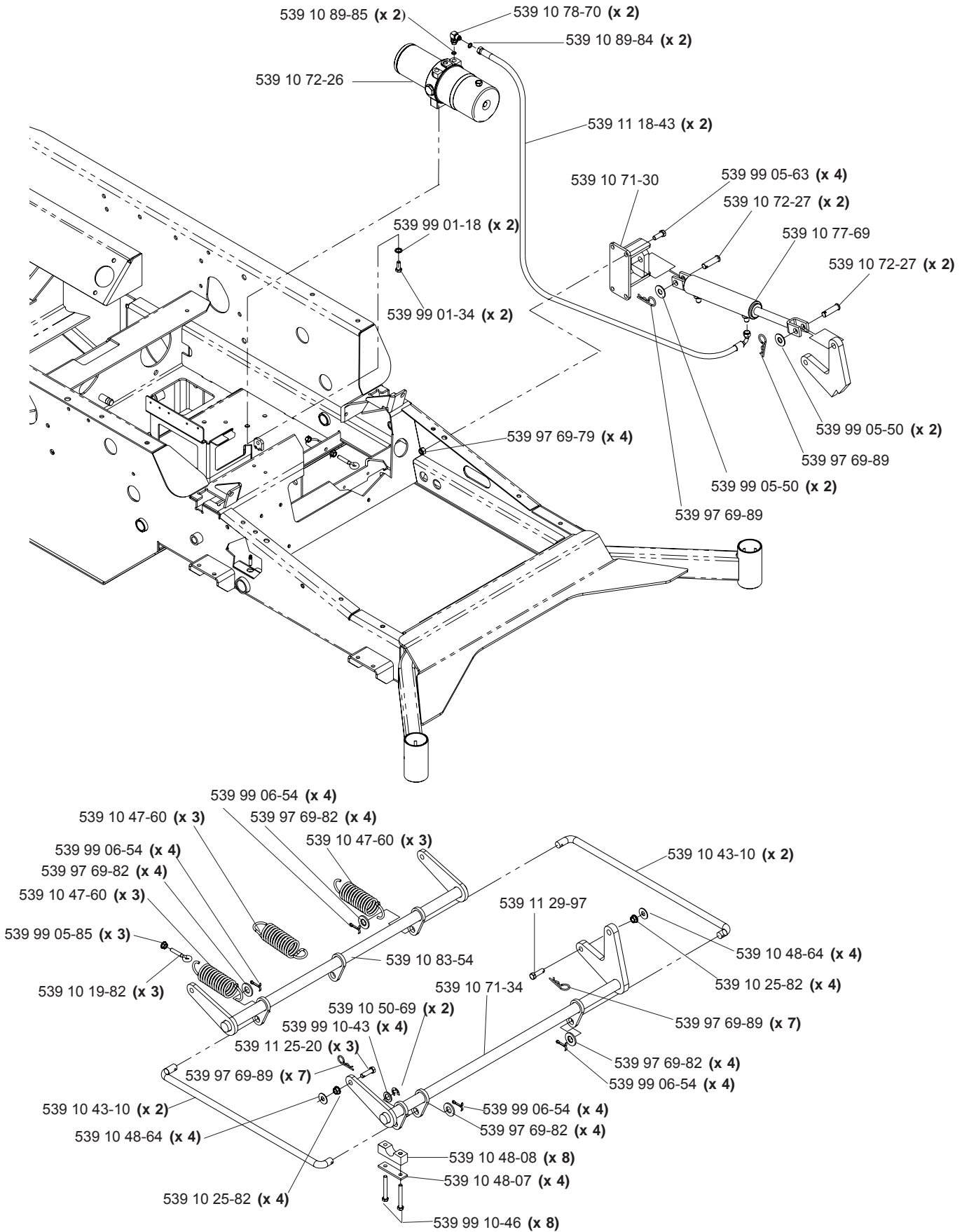


# DECK LIFT POWER



# DECK LIFT

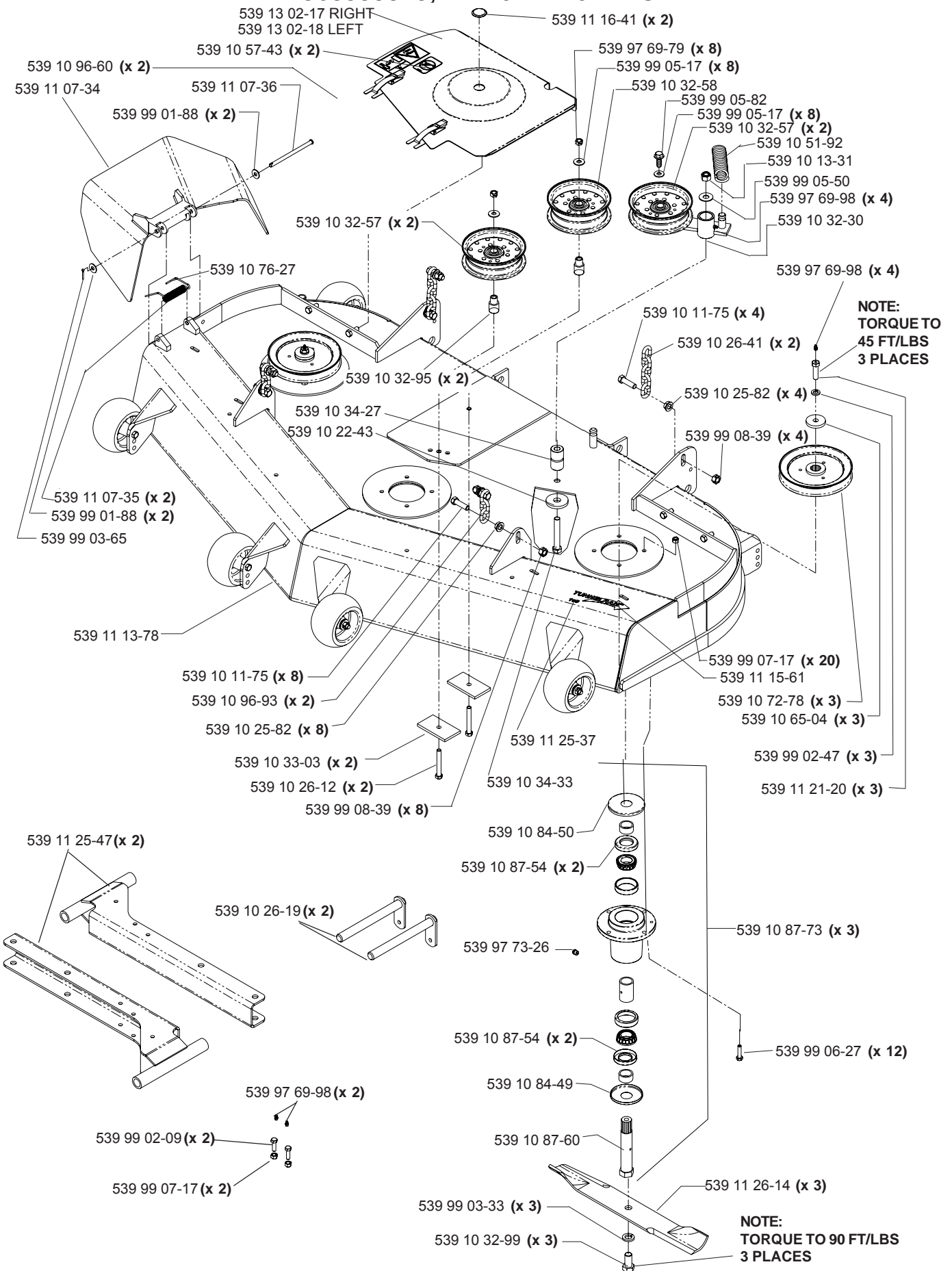
## POWER





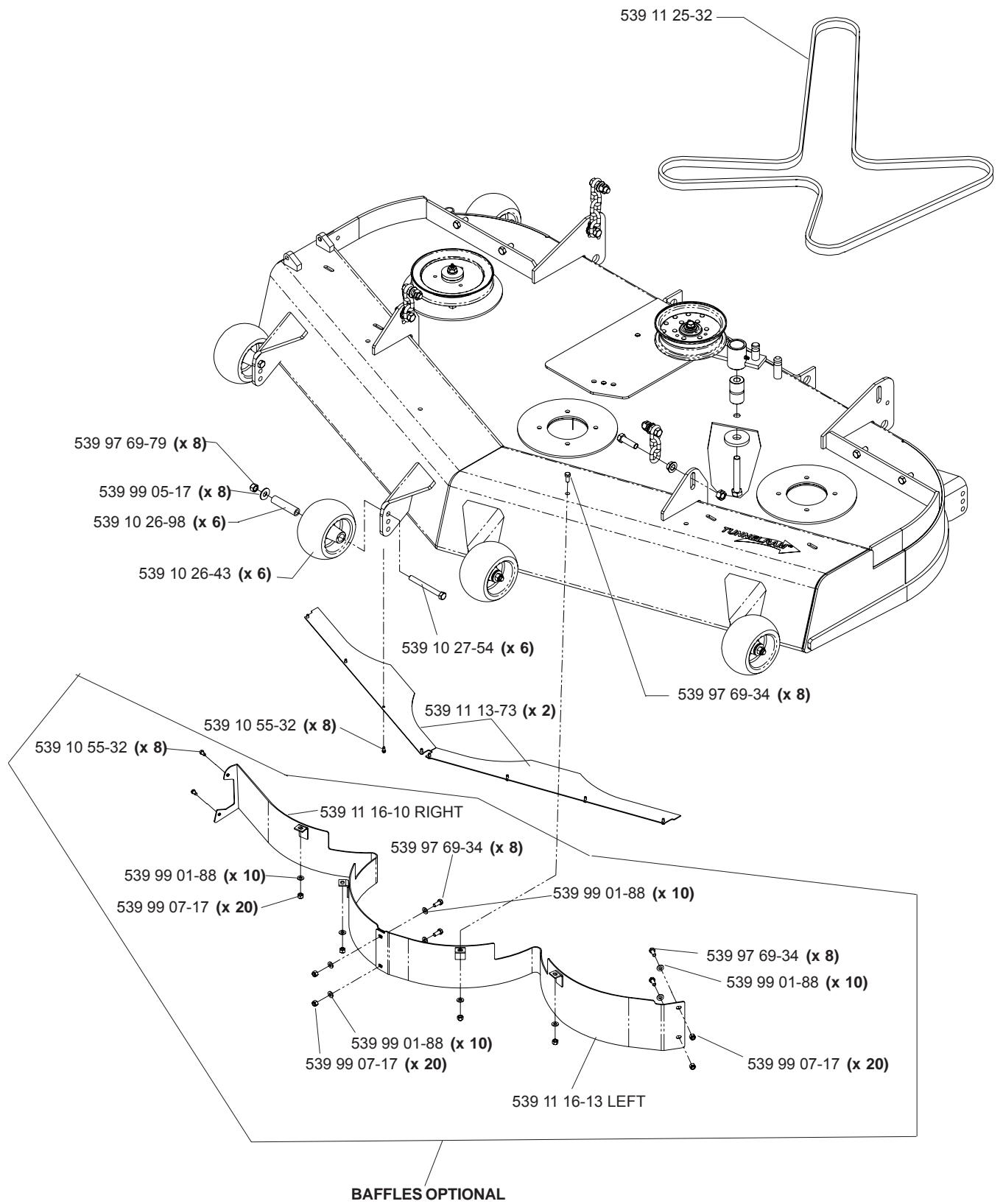
# DECK ASSEMBLY

## 96899345, TRD61B - 61 INCH



# DECK ASSEMBLY

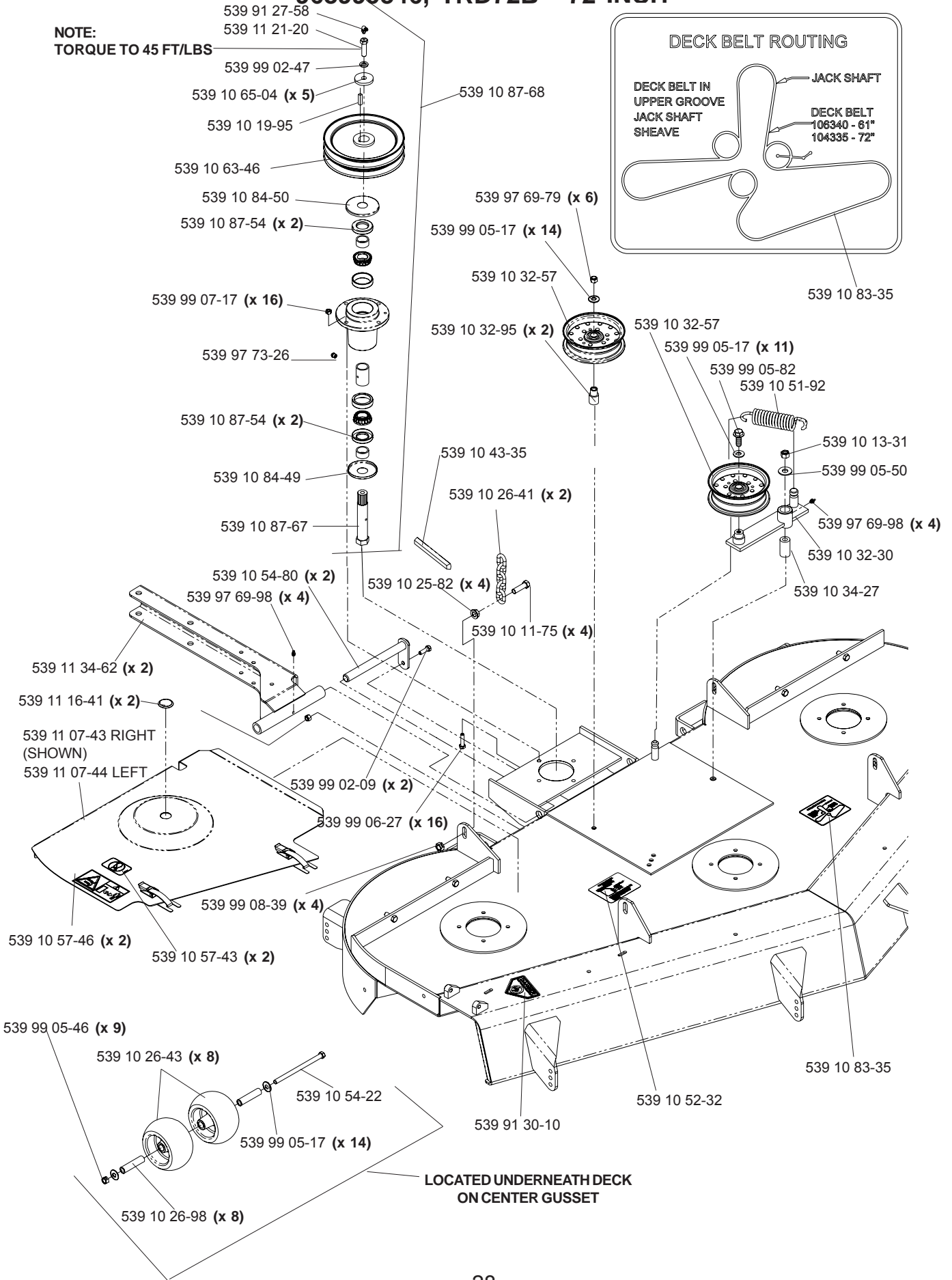
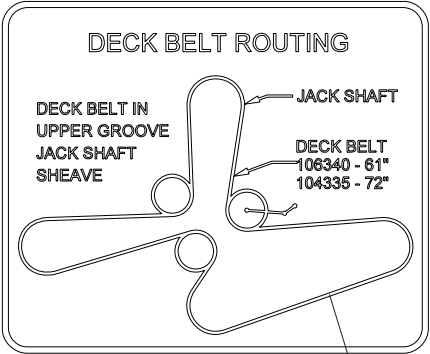
## 968999345, TRD61B - 61 INCH



# DECK ASSEMBLY

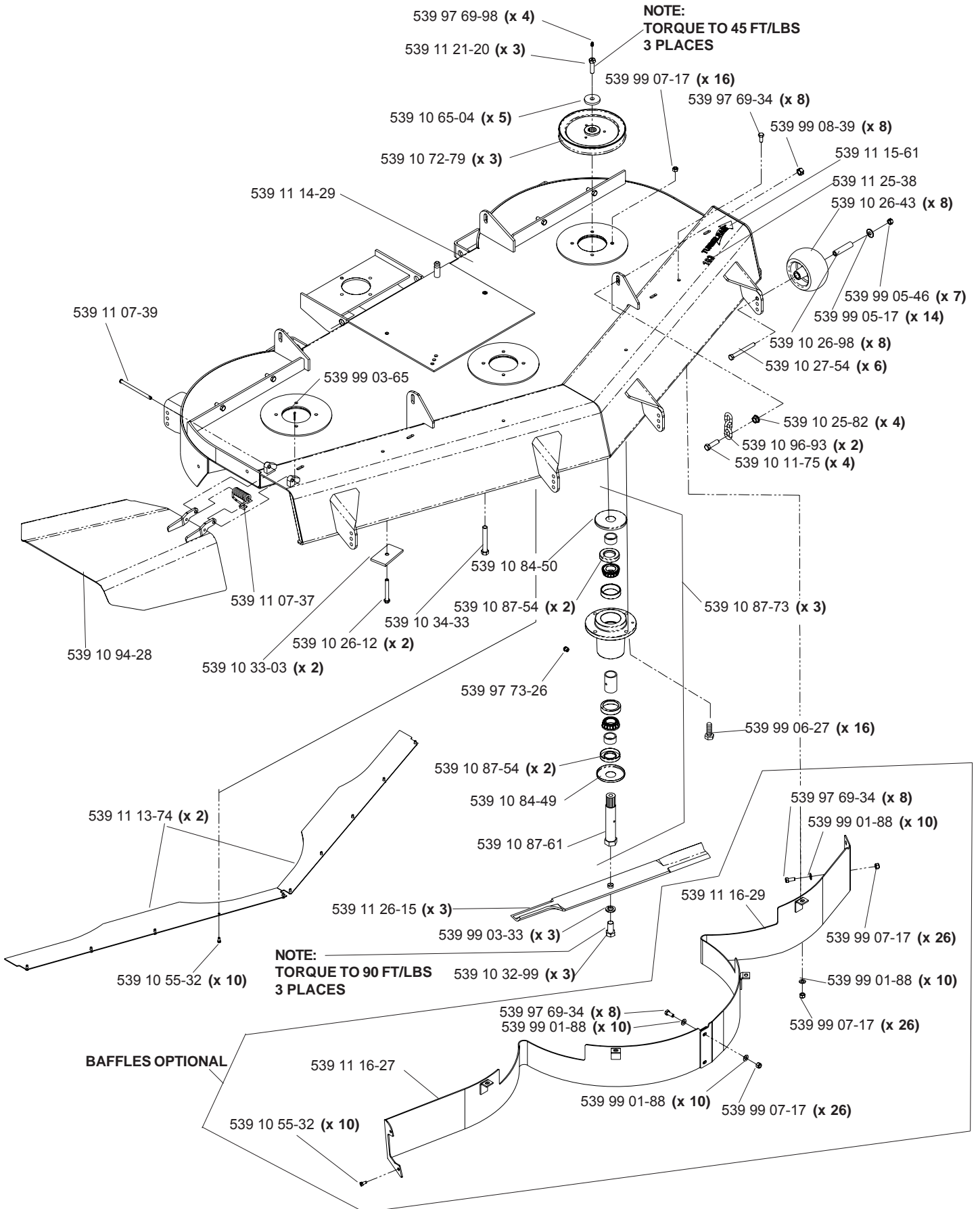
968999346, TRD72B - 72 INCH

**NOTE:**  
TORQUE TO 45 FT/LBS



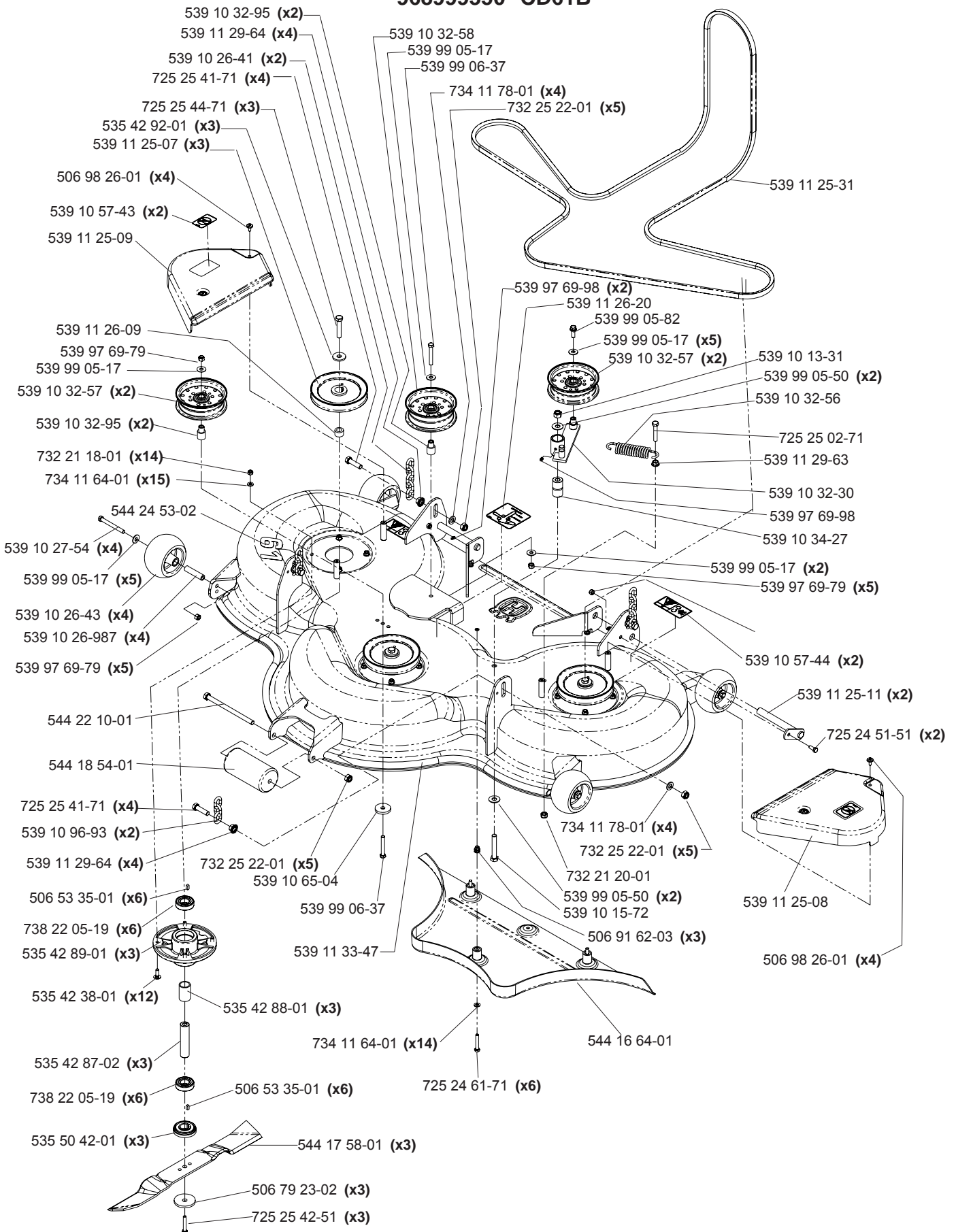
# DECK ASSEMBLY

## 968999346, TRD72B - 72 INCH

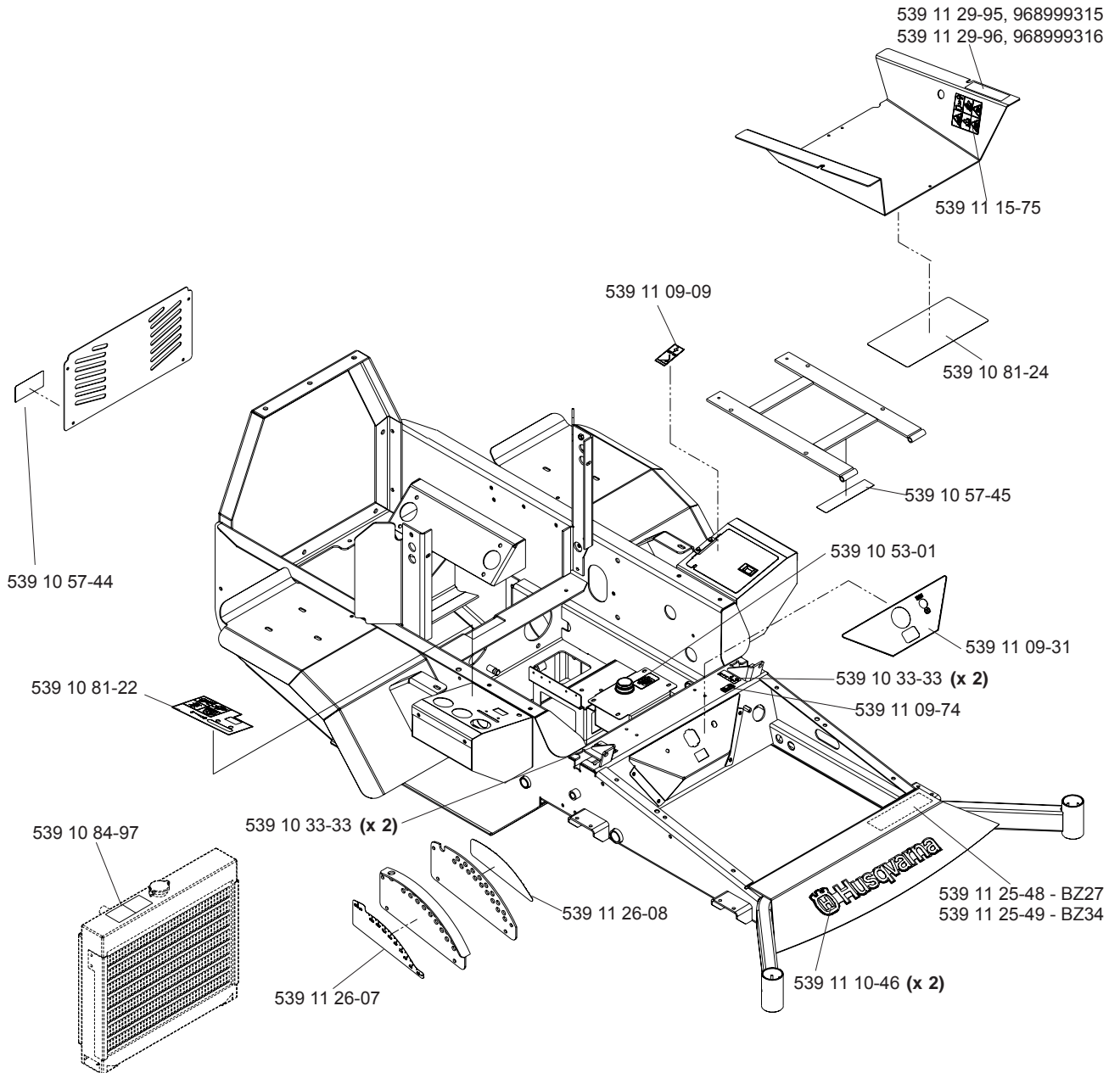


# DECK ASSEMBLY

968999350 CD61B



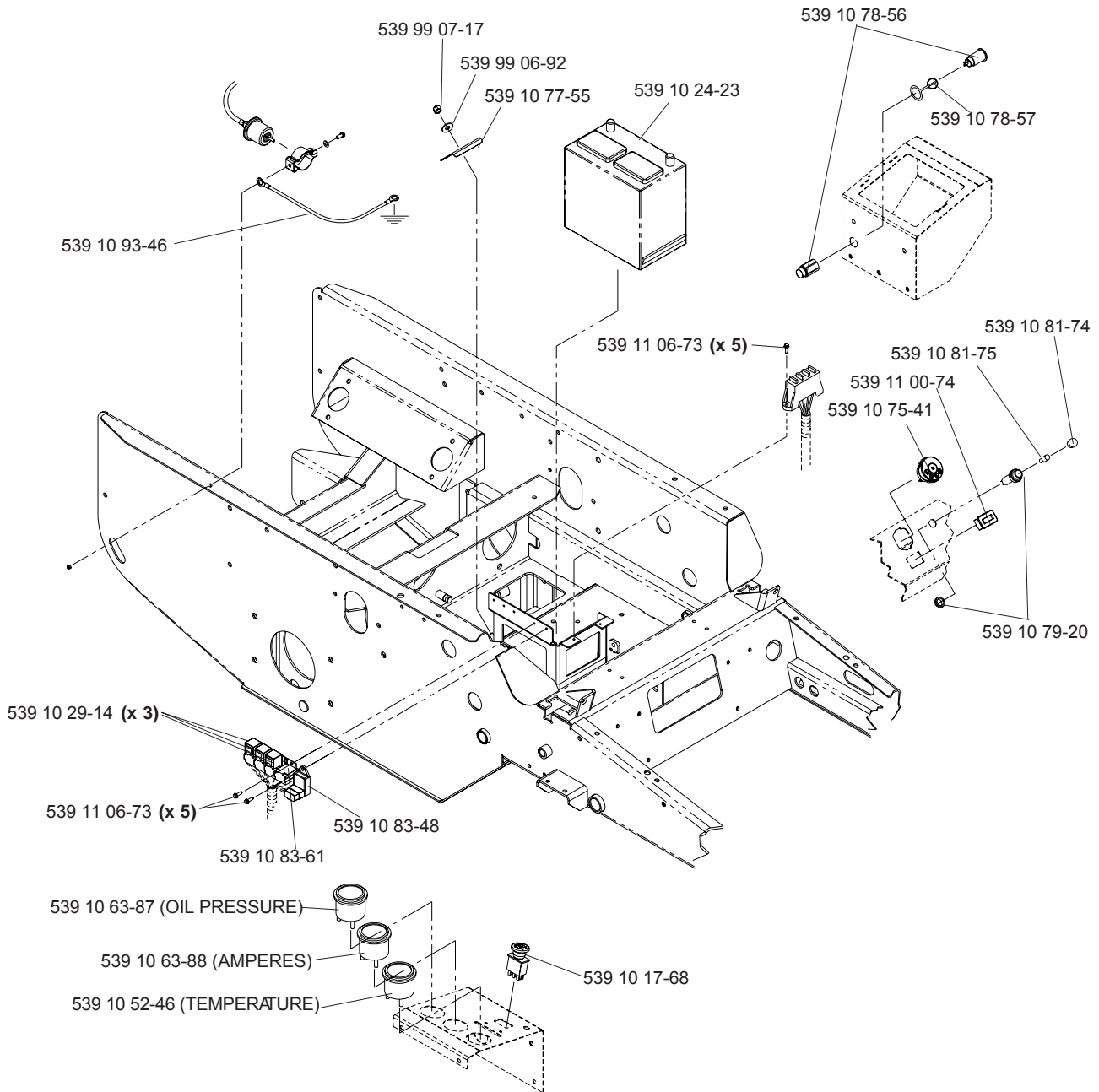
# DECALS



**NOT SHOWN:**

- 539 10 01-28 Decal, engine exhaust
- 539 11 25-38 Decal, 183
- 539 10 58-29 Decal, CE sound power

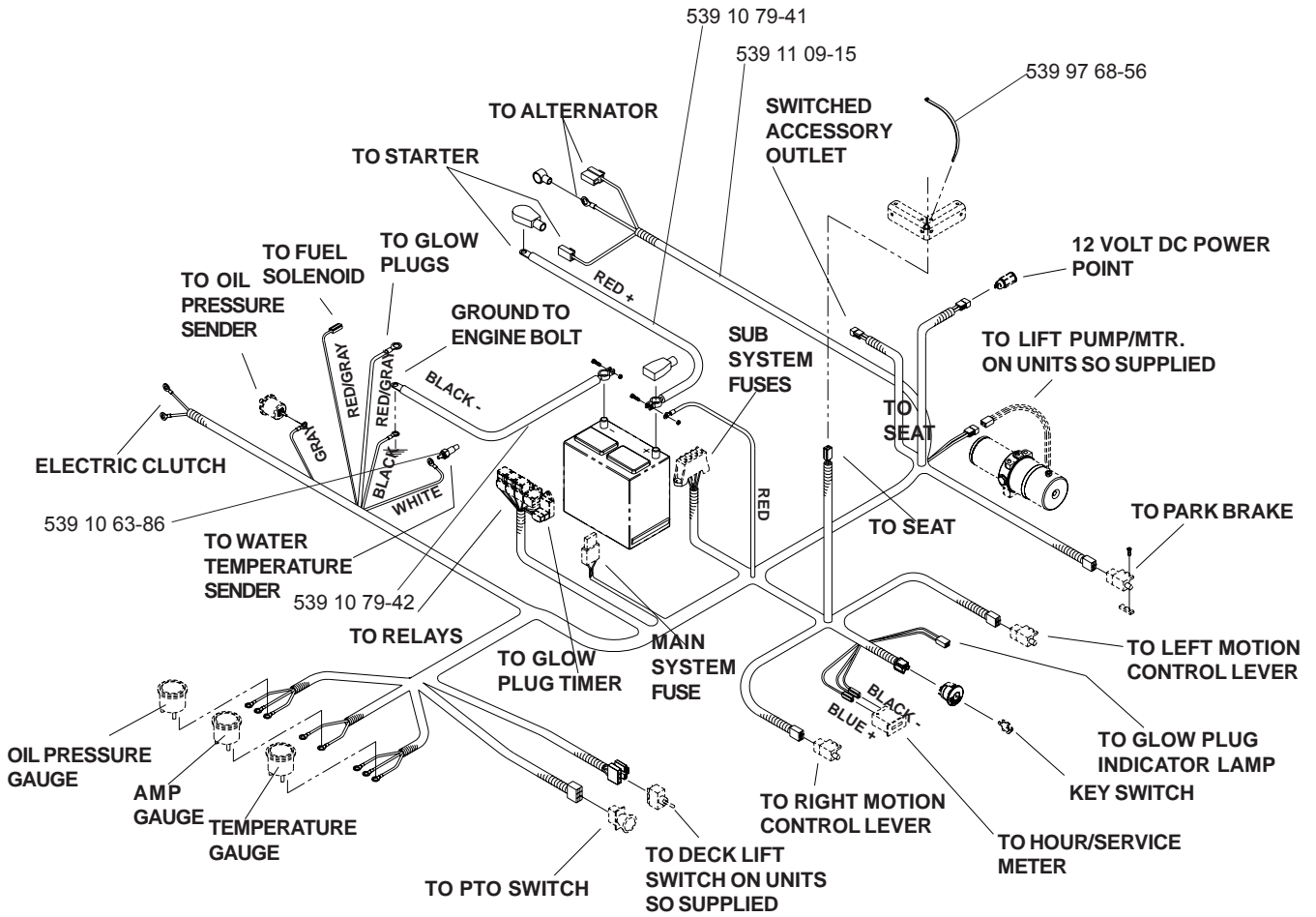
# ELECTRICAL GROUP



**NOT SHOWN:**

- 539 10 20-86 ..... Fuse, 20 AMP, 32 volts
- 539 10 89-78 (x 2) .... Fuse, 10 AMP, 32 volts
- 539 10 89-79 ..... Fuse, 30 AMP, 32 volts
- 539 10 89-80 ..... Fuse, 50 AMP, 32 volts

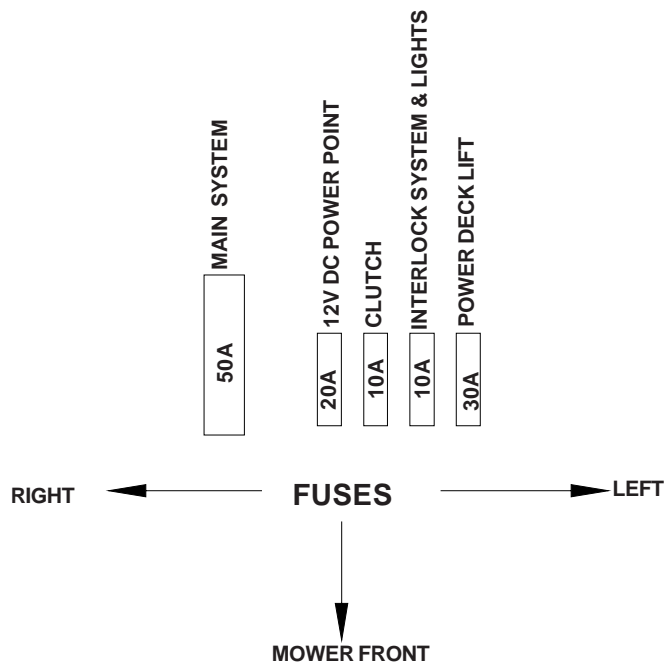
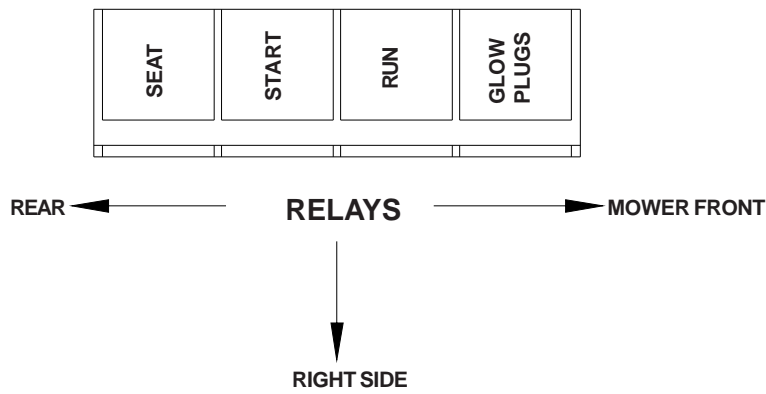
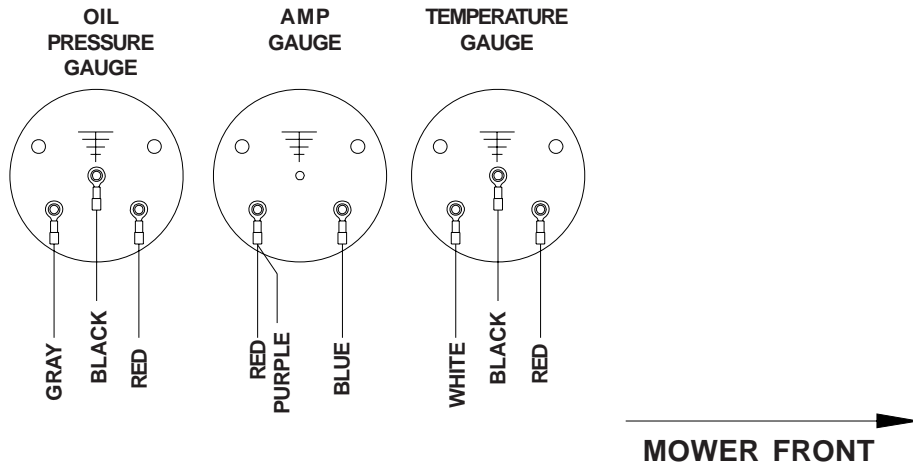
# WIRE HARNESS





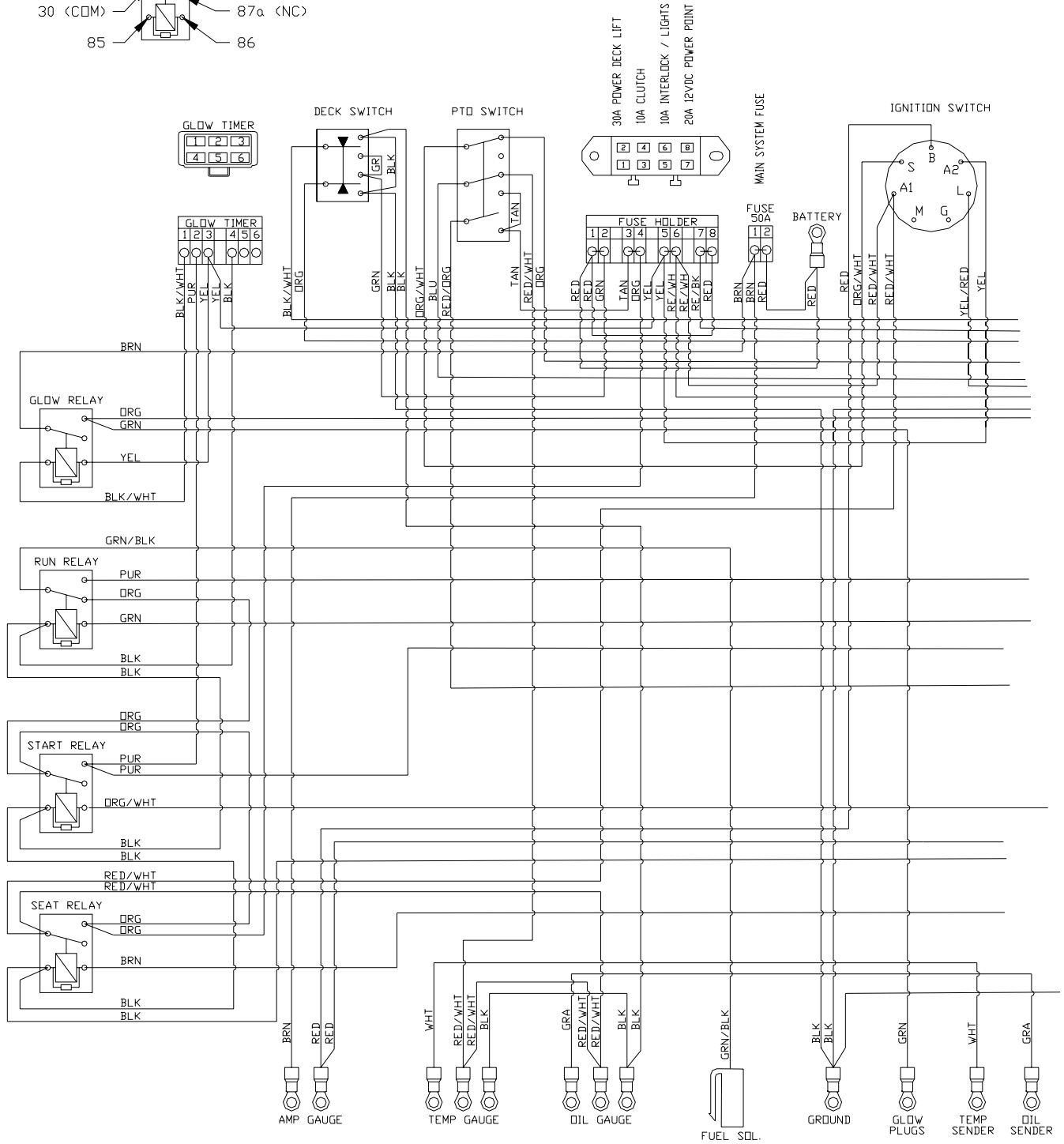
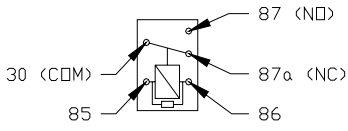
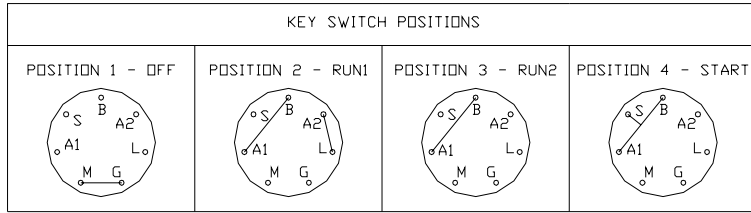
# WIRE HARNESS

## GAUGE WIRING VIEWED FROM TERMINAL SIDE

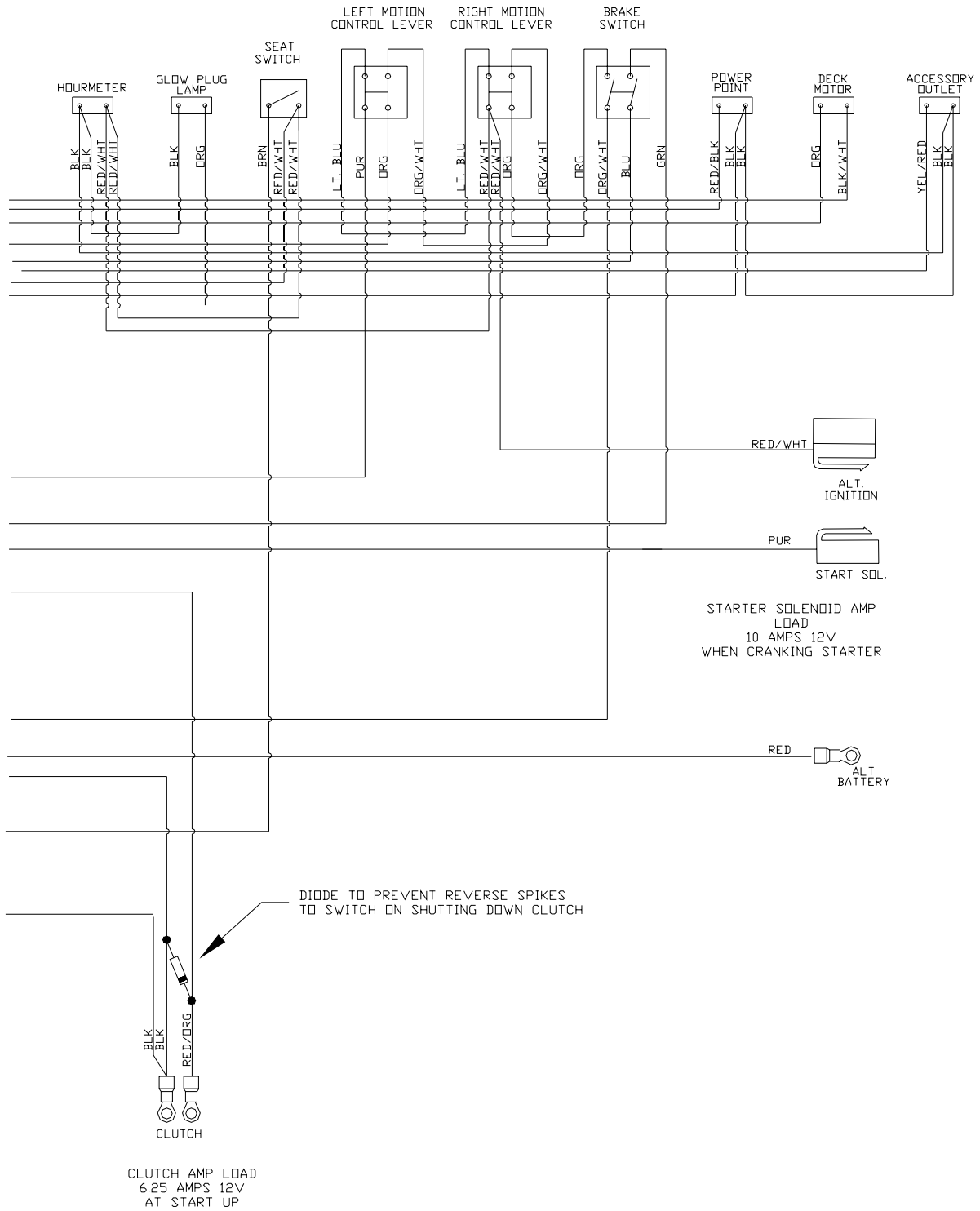




# WIRING SCHEMATIC



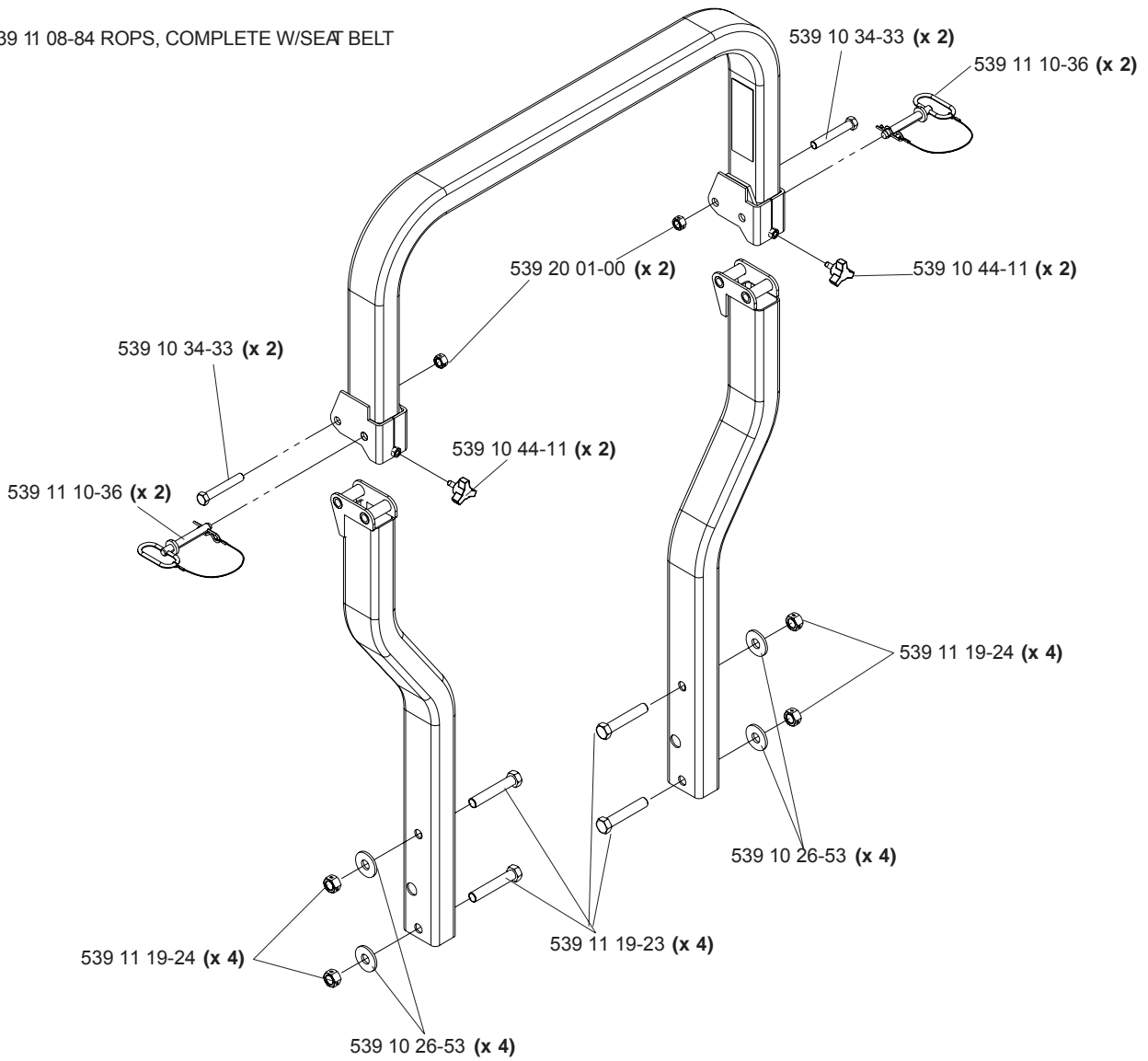
# WIRING SCHEMATIC



# ROPS

## ACCESSORY

539 11 08-84 ROPS, COMPLETE W/SEAT BELT

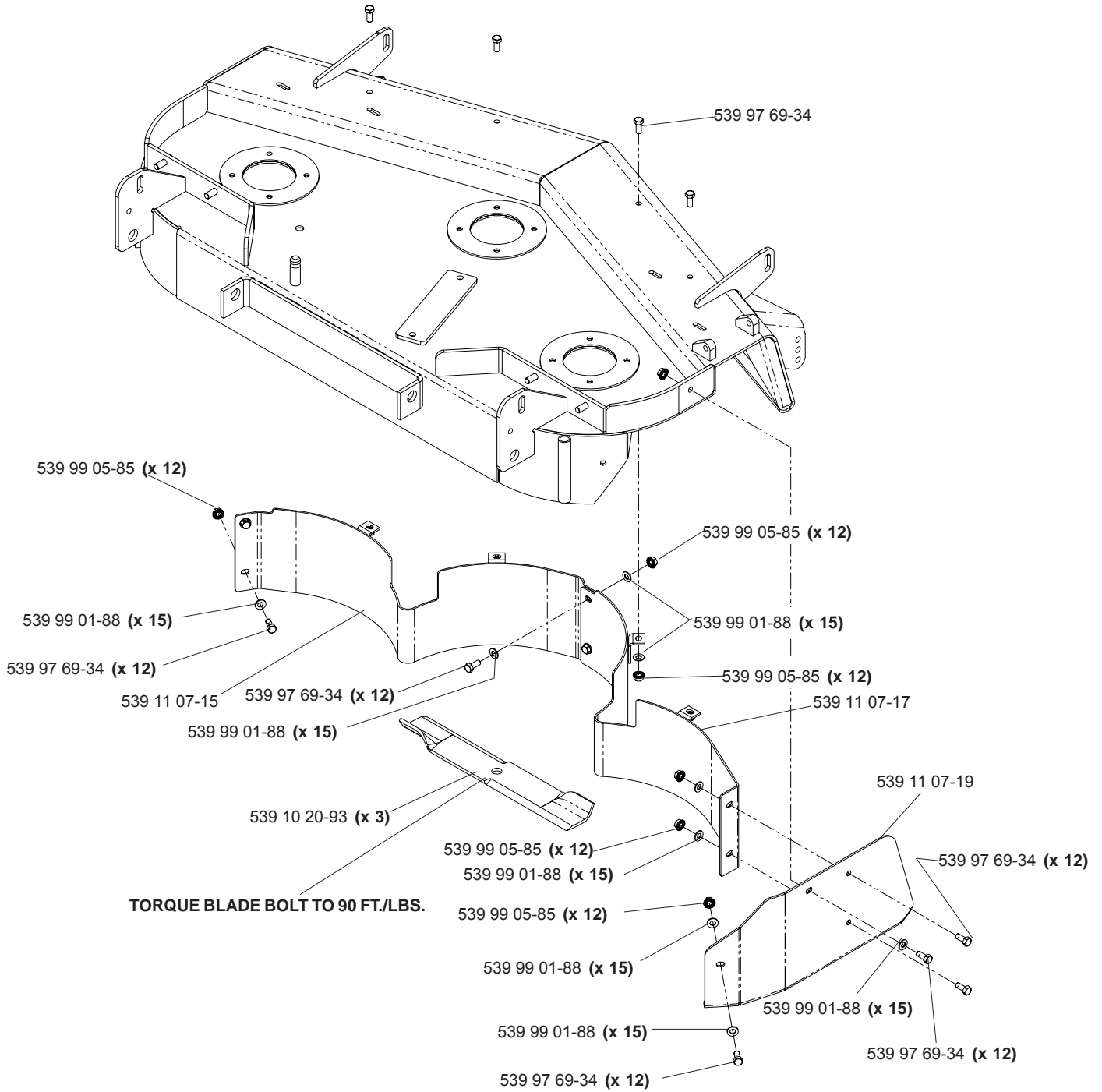


# ACCESSORIES

## MULCH KIT

61" PART NO. 539111353

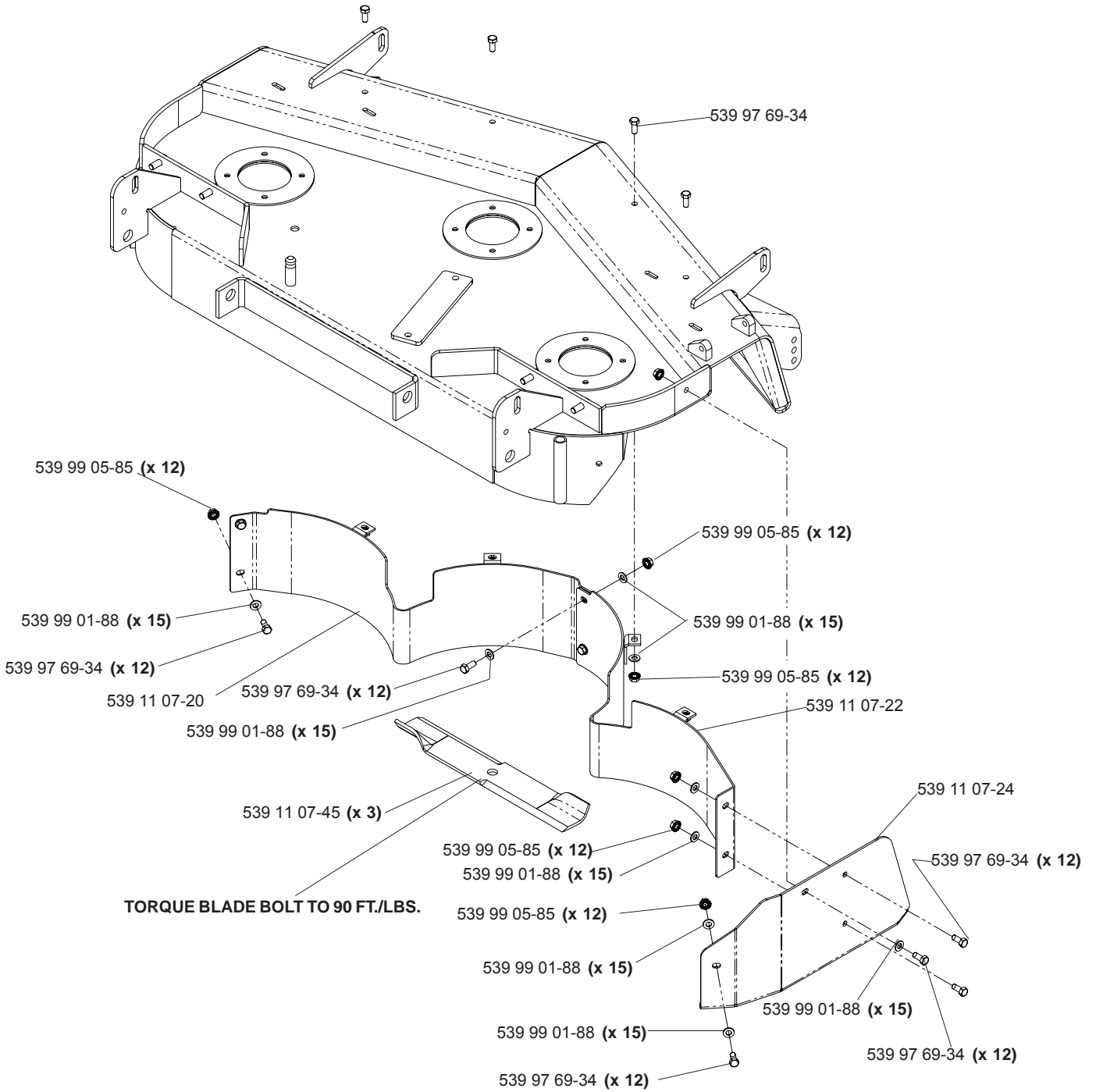
NOTE: TIGHTEN ALL HARDWARE BY TURNING THE BOLT, NOT THE NUT.



# ACCESSORIES

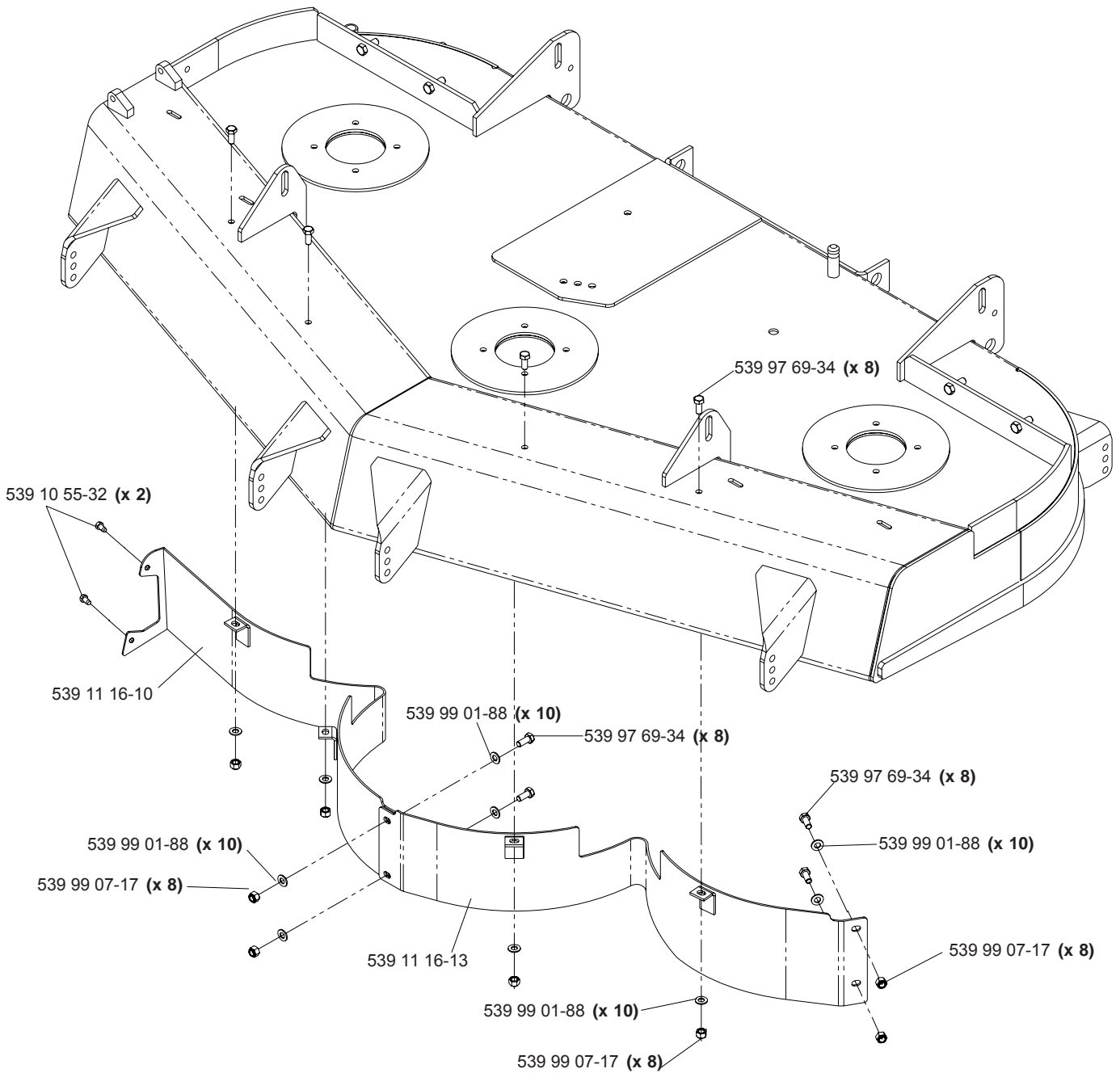
## MULCH KIT 72" PART NO. 539111354

NOTE: TIGHTEN ALL HARDWARE BY TURNING THE BOLT, NOT THE NUT.



# ACCESSORIES

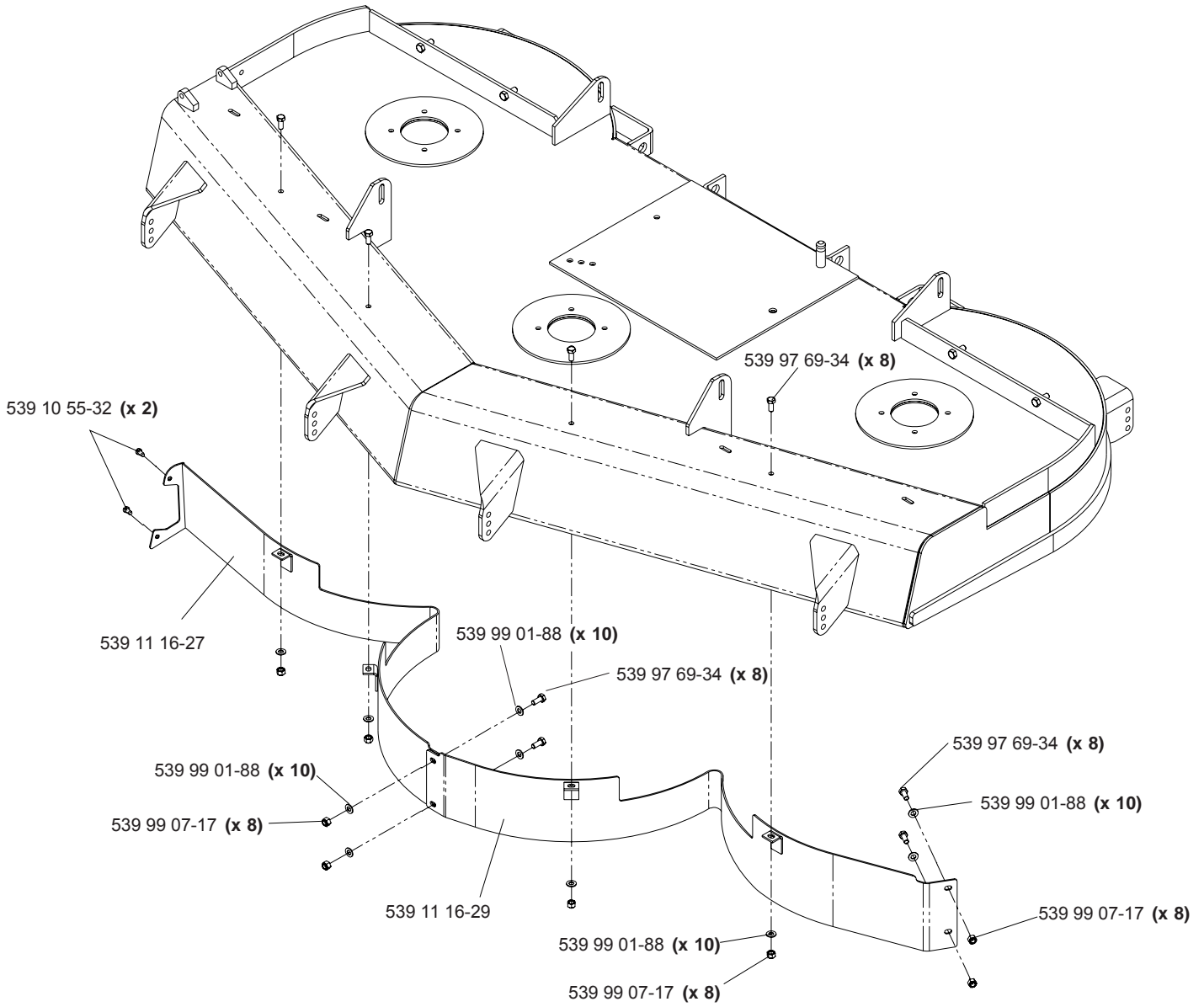
## FRONT Baffle Kits 61" PART NO. 539111634





# ACCESSORIES

## FRONT Baffle KITS 72" PART NO. 539111635



# PARTS DESCRIPTION

---

PART NO.	DESCRIPTION	PART NO.	DESCRIPTION
506 53 35-01	KEY	539 10 26-78	TAPPED PLATE
506 79 23-02	KNIVBRICKA	539 10 26-98	BUSHING
506 91 62-03	BLINDNITMUTTER	539 10 27-16	SET SCREW, 5/16C X 1
506 98 26-01	SCREW	539 10 27-17	SCREW, 5/16C X 5/8, SET
535 42 38-01	SKRUV	539 10 27-32	CONTROL, THROTTLE
535 42 87-02	AXEL	539 10 27-54	HCS, 3/8-16 X 3 1/2, GR8
535 42 88-01	DISTANS	539 10 28-21	TRUNION PIN
535 42 89-01	LAGERHUS	539 10 28-43	LOCKWASHER, 7/16
535 42 92-01	BRICKA	539 10 28-51	SEAL
535 50 42-01	KNIVFAST	539 10 28-52	NUT, 1-14, SLOTTED, JAM
539 10 01-28	DECAL, EXHAUST	539 10 28-89	PIN COTTER, 1/8 X 2
539 10 01-41	HCS, 7/16-20 x 1 1/2, GR	539 10 29-14	RELAY
539 10 10-50	GRIP	539 10 30-03	TRACKING KNOB
539 10 10-58	SPRING, COMPRESSION	539 10 31-14	O-RING
539 10 11-73	NUT, 1/2-20, LUG	539 10 31-15	O-RING
539 10 11-75	HCS, 7/16-14 X 1 1/2, GR5	539 10 31-19	O-RING
539 10 12-02	OIL CAP	539 10 32-30	IDLER ARM
539 10 12-32	BUSHING, FLANGED	539 10 32-47	SEAT LANYARD
539 10 12-37	STRAIGHT CONNECTOR	539 10 32-56	SPRING
539 10 13-31	NUT, 1/2-13, NYLOC	539 10 32-57	IDLER PULLEY
539 10 13-32	HCS, 1/2C X 2 3/4	539 10 32-58	IDLER PULLEY (TALL)
539 10 13-41	HCS, 3/8C X 3	539 10 32-95	IDLER BUSHING
539 10 14-74	ZERK	539 10 32-99	HCS, 5/8-18 X 1 1/4, GR5
539 10 15-72	HCS, 1/2-13 X 3, GR5	539 10 33-00	ZERK, 45 DEGREE, 1/4-28
539 10 17-04	WASHER, 5/16, SEALING	539 10 33-03	PAD
539 10 17-68	CLUTCH SWITCH	539 10 33-33	DECAL, MOTION CONTROL
539 10 18-02	E-RING, 7/8	539 10 34-27	PIVOT BUSHING
539 10 19-82	EYEBOLT, RIGHT	539 10 34-33	HCS, 1/2-13 X 3 1/4, GR5
539 10 19-95	KEY, 1/4" SQ X 1 1/8"	539 10 35-34	PIN
539 10 20-86	FUSE, 20 AMP, 32 VOLTS	539 10 35-47	WASHER
539 10 20-93	MULCH BLADE, 21"	539 10 36-84	GROMMET
539 10 22-43	SUPPORT WASHER	539 10 43-10	CONNECTING LINK
539 10 22-44	BUSHING, MACHINE, 18GA	539 10 43-21	ADJUSTMENT PLATE
539 10 24-23	BATTERY	539 10 43-23	ADJUSTMENT PLATE
539 10 24-54	E-RING, 3/4	539 10 43-27	WHEEL MOTOR STANDOFF
539 10 25-15	GRIP, LIFT LEVER	539 10 43-35	DECK BELT
539 10 25-19	BUSHING, BRONZE	539 10 44-11	KNOWB W/STUD
539 10 25-26	LIFT PIN	539 10 45-23	PIN, 1/2 X 6.69
539 10 25-35	CAP GREASE	539 10 45-30	SPACER
539 10 25-43	BEARING ROLLER TAPERED	539 10 45-60	EXTENSION SPRING
539 10 25-82	NUT, 7/16-14, WHIZLK	539 10 47-21	FOOT PLATE
539 10 25-87	GROMMET, BUMPER	539 10 47-60	EXTENSION SPRING
539 10 25-92	GRIP	539 10 47-61	ZERK, LONG
539 10 25-93	LOCKWASHER, 3/8	539 10 47-63	NUT, 5/16-18, RETAINER-U
539 10 26-12	HCS, 3/8-16 X 2 3/4, GR5	539 10 48-07	REINFORCEMENT BAR
539 10 26-19	PIVOT PIN	539 10 48-08	PILLOW BLOCK
539 10 26-41	LIFT CHAIN	539 10 48-52	HOUSING
539 10 26-43	ANTI-SCALP ROLLER	539 10 48-64	WASHER, 7/16
539 10 26-50	HOSE BARB, 90 DEGREE	539 10 49-84	HCS, 3/8F, SPECIAL
539 10 26-53	WASHER, 5/8	539 10 49-86	SPRING
539 10 26-66	SPRING	539 10 50-36	GRIP, PARK BRAKE
539 10 26-76	SPACER	539 10 50-38	SEAT BRACKET
539 10 26-77	BEARING		

## PARTS DESCRIPTION

---

PART NO.	DESCRIPTION	PART NO.	DESCRIPTION
539 10 50-39	STUD PLATE MOUNT	539 10 63-07	HCS, M6 - 1 X 30MM
539 10 50-40	BELLCRANK	539 10 63-08	SPACER, FAN
539 10 50-44	BEARING, BRONZE	539 10 63-10	ISOLATOR
539 10 50-50	LIFT LINKAGE	539 10 63-11	SHROUD
539 10 50-59	LANYARD	539 10 63-13	AIR FILTER
539 10 50-60	CLEVIS PIN	539 10 63-16	RADIATOR
539 10 50-69	E-RING, 5/8	539 10 63-17	SHROUD
539 10 51-68	CAP NUT	539 10 63-18	DEBRIS GUARD
539 10 51-81	LIFT PEDAL	539 10 63-20	CAP, RADIATOR
539 10 51-84	TIGHTING PLATE	539 10 63-21	CLAMP, HOSE
539 10 51-87	ANTI-SKID PAD	539 10 63-22	DRAIN RADIATOR
539 10 51-92	SPRING	539 10 63-25	UPPER HOSE
539 10 52-32	DECAL, ANTI-SCALP	539 10 63-26	LOWER HOSE
539 10 52-44	ELBOW	539 10 63-30	CAP, DIESEL FUEL
539 10 52-45	RUBBER GROMMET	539 10 63-34	SHEAVE, PUMP
539 10 52-46	GAUGE, TEMPERATURE	539 10 63-35	SHEAVE, ENGINE
539 10 52-77	NUT, 1-20, CASTLE, SPEC	539 10 63-39	BELT, MULE
539 10 53-01	DECAL, MOBIL	539 10 63-41	BELT, PUMP
539 10 53-29	FUEL TANK, LEFT	539 10 63-44	SPINDLE
539 10 53-30	FUEL TANK, RIGHT	539 10 63-45	PLUG
539 10 53-31	FUEL VALVE	539 10 63-46	SHEAVE
539 10 53-34	DECAL, FUEL VALVE	539 10 63-47	SHEAVE
539 10 54-22	HCS, 3/8-16 X 6, GR8	539 10 63-56	COOLER
539 10 54-80	PIN	539 10 63-57	FITTING
539 10 54-85	PULLEY	539 10 63-58	FITTING
539 10 54-87	RIM	539 10 63-59	FITTING
539 10 55-17	HCS, 1/2-13 X 9 1/2, GR5	539 10 63-60	HOSE
539 10 55-18	AXLE SPACER	539 10 63-62	HOSE, T
539 10 55-21	TIRE, FRONT, COMPLETE	539 10 63-63	HOSE
539 10 55-22	TIRE, FRONT	539 10 63-64	HOSE
539 10 55-23	RIM	539 10 63-65	HOSE
539 10 55-24	SEALS	539 10 63-66	HOSE
539 10 55-25	TAPERED BEARING	539 10 63-67	HOSE
539 10 55-29	CLAMP	539 10 63-70	FITTING
539 10 55-32	SCREW, 1/4-20 X 1/2, SELFTAPPING	539 10 63-75	INDICATOR
539 10 57-43	DECAL, EURO NO STEP	539 10 63-77	SAFETY ELEMENT
539 10 57-44	DECAL, EURO DANGER, BELT DRIVES	539 10 63-81	HOSE, AIR FILTER
539 10 57-45	DECAL, EURO BATTERY WARNING	539 10 63-82	SENDER, OIL PRESSURE
539 10 57-46	DECAL, EURO SERVERING	539 10 63-83	CLAMP
539 10 58-29	DECAL, CE SOUND POWER	539 10 63-84	CLAMP
539 10 58-91	RESERVOIR	539 10 63-86	SENDER, TEMPERATURE
539 10 58-92	FILTER HEAD	539 10 63-87	GAUGE, OIL PRESSURE
539 10 58-93	FILTER	539 10 63-88	GAUGE, AMPERES
539 10 59-82	YOKE, CASTER	539 10 64-02	OVERFLOW RESERVOIR
539 10 62-66	WHEEL MOTOR, LEFT	539 10 64-05	SUPPORT, RIGHT
539 10 62-67	WHEEL MOTOR, RIGHT	539 10 64-06	SUPPORT, LEFT
539 10 62-69	SWITCH	539 10 64-17	BUSHING
539 10 62-90	FILTER MOUNT	539 10 64-18	ARM
539 10 62-91	ISO MOUNT, ENGINE	539 10 64-22	ARM
539 10 62-97	BRACKET, ISOLATOR	539 10 64-25	ARM
539 10 63-00	SKID PLATE		
539 10 63-06	JACK MOUNT		

# PARTS DESCRIPTION

---

PART NO.	DESCRIPTION	PART NO.	DESCRIPTION
539 10 65-04	WASHER, HEAVY	539 10 81-75	LAMP
539 10 65-23	BRAKE ARM	539 10 82-06	FUEL LINE
539 10 65-26	BRAKE LEVER	539 10 82-07	FUEL LINE
539 10 65-28	KEY, 1/8 SQ X 7/8	539 10 82-08	FUEL LINE
539 10 65-32	PIN GROOVED, 3/16 X 1 1/4,TYPE A	539 10 82-09	FUEL LINE
539 10 70-26	HCS, 1/2-13 X 2, GR8	539 10 82-10	FUEL LINE
539 10 71-30	CYLINDER MOUNTING	539 10 82-11	FUEL LINE
539 10 71-34	LIFT SHAFT, FRONT	539 10 82-12	FUEL LINE
539 10 71-37	LIFT LEVER	539 10 82-32	DECAL, LIFT SWITCH
539 10 72-05	FENDER, RIGHT	539 10 82-71	HCS, 3/8C X 3.5
539 10 72-06	FENDER, LEFT	539 10 83-22	LIFT LEVER
539 10 72-10	GROMMET	539 10 83-35	DECAL, DECK BELT ROUTING
539 10 72-26	POWER UNIT	539 10 83-46	HCS, 1/2-13 X 2 1/2, GR5
539 10 72-27	CLEVIS PIN, 1/2 X 1 3/4	539 10 83-54	LIFT SHAFT, REAR
539 10 72-72	COMBO SPACER	539 10 83-55	LIFT SHAFT, FRONT
539 10 72-78	PULLEY	539 10 83-91	HCS, 1/4-20 X 3, GR5
539 10 72-79	PULLEY	539 10 83-94	HCS, 5/16C X 1 3/4, TAPBOLT
539 10 75-41	IGNITION SWITCH	539 10 84-49	DUST CAP, BOTTOM
539 10 76-27	CAP-SLEEVE	539 10 84-50	DUST CAP, TOP
539 10 76-56	GROMMET	539 10 84-70	BODY - 90 DEGREE
539 10 77-13	WHEEL, REAR, COMPLETE	539 10 84-71	BODY, STRAIGHT
539 10 77-15	TIRE	539 10 84-72	S-DRAIN
539 10 77-55	CLAMP	539 10 84-73	PRE-CLEANER
539 10 77-69	CYLINDER	539 10 84-74	MOUNTING BRACKET
539 10 77-76	CONSOLE, BOTTOM, RIGHT	539 10 84-75	CLAMP
539 10 78-10	COOLER MOUNT	539 10 84-76	HINGE
539 10 78-38	BRAKE LINKAGE BAR	539 10 84-97	DECAL, HOT
539 10 78-40	MOUNTING BRACKET	539 10 85-23	RETURN SPRING
539 10 78-41	MOUNTING BRACKET,AIR FILTER	539 10 85-24	BRAKE SHOE
539 10 78-44	CLAMP, OIL SENDER	539 10 85-25	LEVER
539 10 78-55	MOUNTING BRACKET	539 10 85-26	CLIP
539 10 78-56	POWER SOURCE HOUSING	539 10 87-16	ARM REST, LEFT
539 10 78-57	POWER SOURCE CAP	539 10 87-17	ARM REST, RIGHT
539 10 78-59	SEAT SUSPENSION	539 10 87-18	SEAT CUSHION
539 10 78-60	HOSE, AIR FILTER	539 10 87-19	BACK CUSHION
539 10 78-61	ENGINE MOUNT, LEFT	539 10 87-20	SEAT ADJUST SLIDE
539 10 78-62	ENGINE MOUNT, RIGHT	539 10 87-35	NUT, 1/4C
539 10 78-63	CLIP	539 10 87-45	SWITCH SNAP MOUNT KIT
539 10 78-64	HEAT SHIELD	539 10 87-54	SHAFT SEAL
539 10 78-67	STIFFENER	539 10 87-58	SPACER
539 10 78-70	FITTING	539 10 87-60	SPINDLE
539 10 79-20	LAMP SOCKET	539 10 87-67	SPINDLE, JACKSHAFT
539 10 79-41	CABLE, POSITIVE	539 10 87-73	SPINDLE
539 10 79-42	CABLE, NEGATIVE	539 10 89-78	FUSE, 10AMP, 32 VOLTS
539 10 79-95	SPACER, FAN	539 10 89-79	FUSE, 30AMP, 32 VOLTS
539 10 80-52	BUSHING, MACHINE, 1 1/8 X 10 GA	539 10 89-80	FUSE, 50AMP, 32 VOLTS
539 10 80-53	HOSE	539 10 89-83	O-RING
539 10 80-55	SUPPORT	539 10 91-78	KEY, 5MM SQ X 36MM
539 10 81-22	DECAL, CONSOLE, RIGHT	539 10 93-46	GROUND
539 10 81-24	DECAL, SERVICE	539 10 93-47	WASHER, 1/4, EXTLKZD
539 10 81-74	LENS	539 10 94-28	CHUTE, 72"
		539 10 94-93	BELT SHIELD, 61, RIGHT
		539 10 94-94	BELT SHIELD, 61, LEFT

## PARTS DESCRIPTION

---

PART NO.	DESCRIPTION	PART NO.	DESCRIPTION
539 11 00-39	WHEEL STUD	539 11 10-36	LANYARD W/PIN, 1/2"
539 11 00-74	HOUR METER	539 11 10-39	SPRING
539 11 06-03	SPHERICAL ROD END, RIGHT	539 11 10-46	DECAL, HUSQVARNA
539 11 06-04	SPHERICAL ROD END, LEFT	539 11 13-53	MULCH KIT 61"
539 11 06-06	DAMPENER	539 11 13-54	MULCH KIT 72"
539 11 06-07	BALL STUD	539 11 13-73	CONFINEMENT PLATE, 61"
539 11 06-38	ARM, CONTROL SHAFT	539 11 13-74	CONFINEMENT PLATE, 72"
539 11 06-45	SPRING-TORSION	539 11 13-78	TUNNEL DECK, 61" W/DECALS
539 11 06-51	RESTRAINT	539 11 14-29	TUNNEL DECK, 72" W/DECALS
539 11 06-55	SPRING	539 11 14-31	SWITCH BOOT
539 11 06-68	CLUTCH	539 11 14-34	BACK, HARD PLASTIC PREM SEAT
539 11 06-73	SCREW, #10-12 X 3/4, WASHER HEAD	539 11 15-61	DECAL, TUNNEL RAM
539 11 07-15	BAFFLE, LEFT, 61	539 11 15-62	LATCH
539 11 07-17	BAFFLE, RIGHT, 61	539 11 15-63	PIN
539 11 07-19	MULCH CAP 61	539 11 15-64	SEAT MOUNT
539 11 07-20	BAFFLE, LEFT, 72	539 11 15-67	IDLER
539 11 07-22	BAFFLE, RIGHT, 72	539 11 15-68	IDLER
539 11 07-24	MULCH CAP, 72	539 11 15-75	DECAL, WARNING
539 11 07-34	DISCHARGE CHUTE, 61"	539 11 15-82	BELT, PRIMARY
539 11 07-35	SPRING - TORSION	539 11 16-10	FRONT BAFFLE, 61", RIGHT
539 11 07-37	SPRING - TORSION	539 11 16-13	FRONT BAFFLE, 61", LEFT
539 11 07-39	PIN, CLEVIS, 5/16 X 4 1/16	539 11 16-27	FRONT BAFFLE, RIGHT, 72
539 11 07-43	BELT SHIELD, 72", RIGHT	539 11 16-29	FRONT BAFFLE, LEFT, 72
539 11 07-44	BELT SHIELD, 72", LEFT	539 11 16-34	FRONT BAFFLE KIT, 61"
539 11 07-45	MULCH BLADE, 25"	539 11 16-35	FRONT BAFFLE KIT, 72"
539 11 08-26	DRIVE LEVER, RIGHT	539 11 16-41	BUTTON PLUG, 1"
539 11 08-27	DRIVE LEVER, LEFT	539 11 18-06	SHOE ASSEMBLY, COMPLETE
539 11 08-84	ROPS, COMPLETE W/SEAT BELT	539 11 18-07	BRAKE DRUM
539 11 08-96	LINK	539 11 18-23	PLUG
539 11 08-97	CONTROL, LEFT	539 11 18-24	FOAM STRIP
539 11 08-98	CONTROL, RIGHT	539 11 18-34	MUFFLER, TURBO
539 11 09-00	BUSHING	539 11 18-35	MUFFLER
539 11 09-01	SLEEVE	539 11 18-43	HOSE
539 11 09-04	CONSOLE, TOP	539 11 18-44	WASHER, HEAVY
539 11 09-07	CONTROL PANEL	539 11 19-23	HCS, 5/8-11 X 3, GR5
539 11 09-09	DECAL, 12V DC	539 11 19-24	NUT, 5/8-11, CENTER LOCK
539 11 09-10	PUMP	539 11 21-20	HCS, 7/16-20 X 1 1/2, GR8, SPEC
539 11 09-12	SUPPORT	539 11 25-07	PULLEY, 61
539 11 09-15	HARNESS	539 11 25-08	BELT SHIELD, LEFT
539 11 09-16	SWITCH	539 11 25-09	BELT SHIELD, RIGHT
539 11 09-20	DOOR	539 11 25-11	STRUT PIN
539 11 09-22	RETAINER	539 11 25-20	HCS, 7/16-14 X 1 1/2, GR5, SPEC
539 11 09-23	LATCH	539 11 25-31	DECK BELT, 61" BZCMB
539 11 09-25	CONSOLE	539 11 25-32	BELT, 61" DECKTRDBZ
539 11 09-30	HOSE, T	539 11 25-37	DECAL, 155
539 11 09-31	DECAL, CONSOLE	539 11 25-38	DECAL, 183
539 11 09-34	CONSOLE SUPPORT	539 11 25-48	DECAL, BZ27
539 11 09-41	FRAME W/DECALS		
539 11 09-43	NUT, 5/16F, NYLOC		
539 11 09-74	DECAL, F.S.T.		

## PARTS DESCRIPTION

PART NO.	DESCRIPTION	PART NO.	DESCRIPTION
539 11 25-49	DECAL, BZ34	539 97 69-98	ZERK
539 11 26-07	DECAL, HEIGHT LZEBZE	539 97 73-26	GREASE POPET
539 11 26-08	DECAL, HEIGHT LZEBZE	539 97 74-65	YOKE
539 11 26-09	KEY RETAINER	539 97 76-92	HTB, M8-1.25 X 35MM
539 11 26-14	BLADE, 21"	539 97 77-03	CLEVIS PIN
539 11 26-15	BLADE, 25"	539 97 77-78	PAD, ABRASIVE
539 11 26-20	DECAL, BELT ROUTING	539 99 00-52	WASHER, 1/4
539 11 26-24	DECK STOP, BZ	539 99 00-52	LOCKWASHER, 1/4
539 11 26-25	HOOD	539 99 01-18	LOCKWASHER, 3/8
539 11 26-26	DOOR, LEFT	539 99 01-22	WASHER, 3/8, SAE
539 11 26-27	DOOR, RIGHT	539 99 01-34	HCS, 3/8C X 3/4
539 11 26-32	DECAL, BELT ROUTING, BZ	539 99 01-55	NUT, 3/8F
539 11 29-63	NUT, M10 X 1.5	539 99 01-84	NUT, 5/16C, CENTER LOCK
539 11 29-64	NUT, M12 X 1.75	539 99 01-87	LOCKWASHER, 5/16
539 11 29-71	IDLER BRACKET, REAR	539 99 01-88	WASHER, 5/16, SAE
539 11 29-95	DECAL, 968999315	539 99 01-96	NUT, 5/16C
539 11 29-96	DECAL, 968999316	539 99 02-06	HCS, 5/16-18 X 3/4, GR5
539 11 29-97	HCS, 7/16-14 X 1 3/4, GR5, SPEC	539 99 02-09	HCS, 5/16-18 X 1, GR5
539 11 29-99	REAR PANEL	539 99 02-23	NUT, 5/16F
539 11 31-04	WASHER, 1/2	539 99 02-47	LOCKWASHER, 7/16
539 11 31-48	HINGE, DOOR	539 99 02-58	NUT, 1/2-13
539 11 31-49	STRAP	539 99 02-97	PIN, COTTER, 1/8 X 1 1/2
539 11 31-64	LATCH PLATE	539 99 03-33	LOCKWASHER, 5/8
539 11 31-66	GUARD, FRONT	539 99 03-62	SCREW, 1/4-20 X 5/8, SELFTAPPING
539 11 31-70	A FRAME	539 99 03-65	PIN, COTTER, 1/8 X 3/4
539 11 33-47	DECK W/DECALS, COMBI 61	539 99 04-11	SCREW, #10-24 X 1/2
539 13-02-18	BELT SHIELD 61" LH	539 99 05-17	WASHER, 3/8
539 13 02-17	BELT SHIELD 61" RH	539 99 05-46	NUT, 3/8-16, CENTER LOCK
539 11 34-62	STRUT, BZTRD	539 99 05-50	WASHER, 1/2
539 20 01-00	NUT, 1/2-13, CENTER LOCK, GR5	539 99 05-63	HCS, 3/8-16 X 1, GR5
539 20 06-84	RIVET, 3/16	539 99 05-80	HCS, 1/4-20 X 3/4, GR5
539 30 05-99	HCS, M6 - 1.0 X 40MM, GR8.8	539 99 05-82	HCS, 3/8-16 X 1, GR5, WHIZLK
539 30 06-00	HCS, M8-1.25 X 20MM	539 99 05-85	NUT, 5/16-18, WHIZLK
539 91 22-22	HOSE CLAMP	539 99 05-98	WASHER, 1/4
539 91 22-34	AIR VALVE	539 99 06-13	NUT, 3/8C
539 91 27-58	ZERK, 90 DEGREE, 1/4-28	539 99 06-22	HCS, 1/2C X 1 1/4, SERRATED
539 91 30-10	DECAL, CPSC	539 99 06-27	HCS, 5/16-18 X 1 1/4, GR5
539 91 70-33	KEY, 1/4 SQ X 2 1/2	539 99 06-29	HCS, 3/8-16 X 2 1/4, GR5
539 91 90-78	IDLER PULLEY	539 99 06-37	HCS, 3/8-16 X 2 1/2, GR5
539 92 37-87	BUSHING, 7/8, MACHINE	539 99 06-54	COTTER PIN, 5/32 X 1 1/4
539 97 68-56	TIE, PLASTIC	539 99 06-55	HCS, 3/8C X 1 1/2
539 97 69-34	HCS, 5/16-18 X 3/4, GR5	539 99 06-92	WASHER, 5/16
539 97 69-38	HCS, 5/16-18 X 2 1/4, GR5	539 99 07-17	NUT, 5/16-18, NYLOC
539 97 69-52	SCREW, #10-24 X 5/18, COMBO, SPEC	539 99 07-30	HCS, 3/8-16 X 1 3/4, GR5
539 97 69-52	SCREW, #10-24 X 5/8, MACHINE	539 99 07-61	NUT, 1/4-20, CENTER LOCK
539 97 69-77	NUT, #10-24, NYLON RING	539 99 08-39	NUT, 7/16-14, CENTER LOCK
539 97 69-78	NUT, 1/4C, NYLOC	539 99 08-70	RETAINING RING
539 97 69-79	NUT, 3/8-16, NYLOC	539 99 10-43	BUSHING, 5/8, MACHINE
539 97 69-82	WASHER, 5/8, SAE	539 99 10-46	BOLT, 5/16C X 2 1/2
539 97 69-89	HAIRPIN, #4	539 99 10-50	BUSHING, 3/4, MACHINE
		539 99 10-73	NUT, 5/16, JAM, LEFT HAND
		539 99 11-20	HCS, 7/16F X 2 1/2

## PARTS DESCRIPTION

---

<b>PART NO.</b>	<b>DESCRIPTION</b>
544 16 64-01	MULCH PLUG, 155
544 17 58-01	BLADE, C155
544 18 54-01	ROLLER
544 22 10-01	M12 X 1.75 X 180MM
544 24 53-02	LABEL
725 24 51-51	M8 X 1.25 X 20MM
725 24 61-71	M8 X 1.25 X 50MM
725 25 02-71	M10 X 1.5 X 55MM
725 25 41-71	M12 X 1.75 X 45MM
725 25 42-51	M12 X 1.75 X 50MM
725 25 44-71	M12 X 1.75 X 60MM
732 21 18-01	NUT, M8
732 21 20-01	NUT, M10
732 25 22-01	NUT, M12
734 11 64-01	WASHER
734 11 78-01	WASHER, 13 X 24 X 2.7
738 22 05-19	BEARING